

**Matagorda County, Texas**

**Annual Budget**

**Year Ended December 31, 2020**

**Adopted August 19, 2019**







THE STATE OF TEXAS                    { }

COUNTY OF MATAGORDA                { }

AN ORDER ADOPTING BUDGET FOR THE FISCAL YEAR 2020

On this the 19th day of August, 2019, came on to be considered the Budget for Estimated Revenues and Proposed County Expenditures for the period beginning January 1, 2020 and ending December 31, 2020. It appearing to the Court that said Budget is in accordance with the law, and has been duly prepared by the County Judge, assisted by the County Auditor and duly filed for inspection; that notice has been given in accordance with the law for public hearing on the adoption of the Budget; and that the said Budget having been duly considered by the Court with amendments hereto and corrections made by the Court, upon motion made, seconded and unanimously carried, IT IS ORDERED that the said Budget be, and the same is hereby approved and adopted reflecting total appropriations as per attachment hereto.

BE IT ORDERED by the Court that the totals shown in said Budget for Total Personnel Costs, Total Operating Costs, and Total Capital Outlay be considered to be Budget Line Items and that amounts shown for individual items in such totals be considered to be supplementary information.

APPROVED this the 19th day of August, 2019:



---

NATE McDONALD, COUNTY JUDGE  
MATAGORDA COUNTY, TEXAS



MATAGORDA COUNTY, TEXAS  
 ANNUAL BUDGET  
 YEAR ENDED DECEMBER 31, 2020  
 ADOPTED AUGUST 19, 2019  
 TABLE OF CONTENTS

|   |       |
|---|-------|
| Table of Contents.....                    | i-ii  |
| Budget Certificate.....                   | iii   |
| Statement of Estimated Fund Balances..... | iv    |
| Cash on Deposit 07-31-19.....             | v     |
| <br><b>General Fund:</b>                  |       |
| Revenue by Types.....                     | 1     |
| Revenues & Other Financing Sources.....   | 2-3   |
| Expenditures by Functions.....            | 4-5   |
| Expenditures & Other Financing Uses       |       |
| County Judge.....                         | 6     |
| Commissioners' Court.....                 | 7     |
| County Clerk.....                         | 8     |
| Veterans' Service Officer.....            | 9     |
| Emergency Management/911.....             | 10    |
| Special District Services.....            | 11    |
| Non Departmental.....                     | 11    |
| County Court.....                         | 12    |
| District Courts.....                      | 13-14 |
| Court Expenses.....                       | 15    |
| Capital Murder Trials.....                | 16    |
| District Clerk.....                       | 17    |
| District Attorney.....                    | 18    |
| Justice of the Peace #1.....              | 19    |
| Justice of the Peace #2.....              | 20    |
| Justice of the Peace #3.....              | 21    |
| Justice of the Peace #4.....              | 22    |
| Justice of the Peace #6.....              | 23    |
| County Attorney.....                      | 24    |
| Election Costs.....                       | 25    |
| County Auditor.....                       | 26    |
| Human Resources.....                      | 27    |
| County Treasurer.....                     | 28    |
| County Tax Assessor.....                  | 29    |
| Information Services.....                 | 30    |
| County Office Building.....               | 31    |
| County Courthouse & Associated Bldgs..... | 32    |
| County Jail.....                          | 33    |
| Ambulance Service.....                    | 34    |
| Fire Protection.....                      | 34    |
| Constables.....                           | 35-37 |
| County Sheriff.....                       | 38    |
| Adult Probation.....                      | 39    |
| Juvenile Probation Board.....             | 39    |
| Juvenile Probation.....                   | 40    |
| Department of Public Safety.....          | 41    |
| Child Protective Services.....            | 41    |
| Transfer Station.....                     | 42    |
| Road & Bridge Precinct #1.....            | 43    |
| Road & Bridge Precinct #2.....            | 44    |
| Road & Bridge Precinct #3.....            | 45    |
| Road & Bridge Precinct #4.....            | 46    |
| Right of Way.....                         | 47    |

**MATAGORDA COUNTY, TEXAS  
ANNUAL BUDGET  
YEAR ENDED DECEMBER 31, 2020  
ADOPTED AUGUST 19, 2019  
TABLE OF CONTENTS**

**General Fund:**

Expenditures & Other Financing Uses, Continued

|                                    |    |
|------------------------------------|----|
| Health Department.....             | 48 |
| Animal Control.....                | 49 |
| Human Services.....                | 49 |
| Child Support.....                 | 50 |
| Mental Health.....                 | 51 |
| Law Library.....                   | 51 |
| Park 521.....                      | 51 |
| Fairgrounds.....                   | 52 |
| Marine Department.....             | 53 |
| Culture & Education.....           | 54 |
| Agriculture Extension Service..... | 54 |
| Home Economist Service.....        | 55 |
| Game Wardens.....                  | 56 |
| Operating Transfers.....           | 56 |

**Special Revenue Funds:**

**Legal & Law Discretionary**

|  |    |
|--|----|
| District Attorney Legal/Law                        |    |
| Fund 14 Revenues and Other Financing Sources.....  | 57 |
| Fund 14 Expenditures and Other Financing Uses..... | 57 |
| Sheriff and Jail Discretionary                     |    |
| Fund 15 Revenues and Other Financing Sources.....  | 58 |
| Fund 15 Expenditures and Other Financing Uses..... | 58 |

**Records Management, Preservation, Automation,  
Security, and Justice Court Technology**

|  |    |
|--|----|
| County Clerk Preservation and Automation           |    |
| Fund 16 Revenues and Other Financing Sources.....  | 59 |
| Fund 16 Expenditures and Other Financing Uses..... | 59 |
| County Wide Records Management and Preservation    |    |
| Fund 17 Revenues and Other Financing Sources.....  | 60 |
| Fund 17 Expenditures and Other Financing Uses..... | 60 |
| Courthouse Security                                |    |
| Fund 18 Revenues and Other Financing Sources.....  | 61 |
| Fund 18 Expenditures and Other Financing Uses..... | 61 |
| Justice Court Technology                           |    |
| Fund 19 Revenues and Other Financing Sources.....  | 62 |
| Fund 19 Expenditures and Other Financing Uses..... | 62 |
| District Clerk Records Mgt & Preservation          |    |
| Fund 20 Revenues and Other Financing Sources.....  | 63 |
| Fund 20 Expenditures and Other Financing Uses..... | 63 |
| County & District Courts Technology Fund           |    |
| Fund 21 Revenues and Other Financing Sources.....  | 64 |
| Fund 21 Expenditures and Other Financing Uses..... | 64 |
| Debt Service Fund                                  |    |
| Fund 61 Revenues and Other Financing Sources.....  | 65 |
| Fund 61 Expenditures and Other Financing Uses..... | 65 |
| Historic Commission                                |    |
| Fund 64 Revenues and Other Financing Sources.....  | 66 |
| Fund 64 Expenditures and Other Financing Uses..... | 66 |



BUDGET CERTIFICATE


Budget of Matagorda County, Texas. Budget year January 1, to December 31, 2020

August 19, 2019

The State of Texas  
County of Matagorda

We, Nate McDonald, County Judge; Stephanie Wurtz, County Clerk; and Kristen Kubecka, County Auditor of Matagorda County, Texas, do hereby certify that the attached budget is a true and correct copy of the budget of Matagorda County, Texas as adopted by the Commissioner's Court of said county on this 19th day of August, as the same appears on file in the office of the County Clerk of said county. The tax revenue has been calculated on a tax rate of \$.42941 per \$100 assessed valuation for Maintenance and Operation and \$.00401 per assessed valuation for Debt Service.

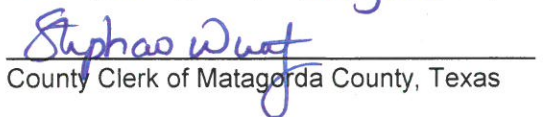
  
Nate McDonald, County Judge

  
Stephanie Wurtz, County Clerk

  
Kristen Kubecka, County Auditor

Subscribed and sworn to before me, the undersigned authority this 19th day of August, 2019

  
County Clerk, Matagorda County

Filed for Record  
this the 19 th day of August 2019  
  
County Clerk of Matagorda County, Texas



**MATAGORDA COUNTY  
STATEMENT OF ESTIMATED FUND BALANCES**

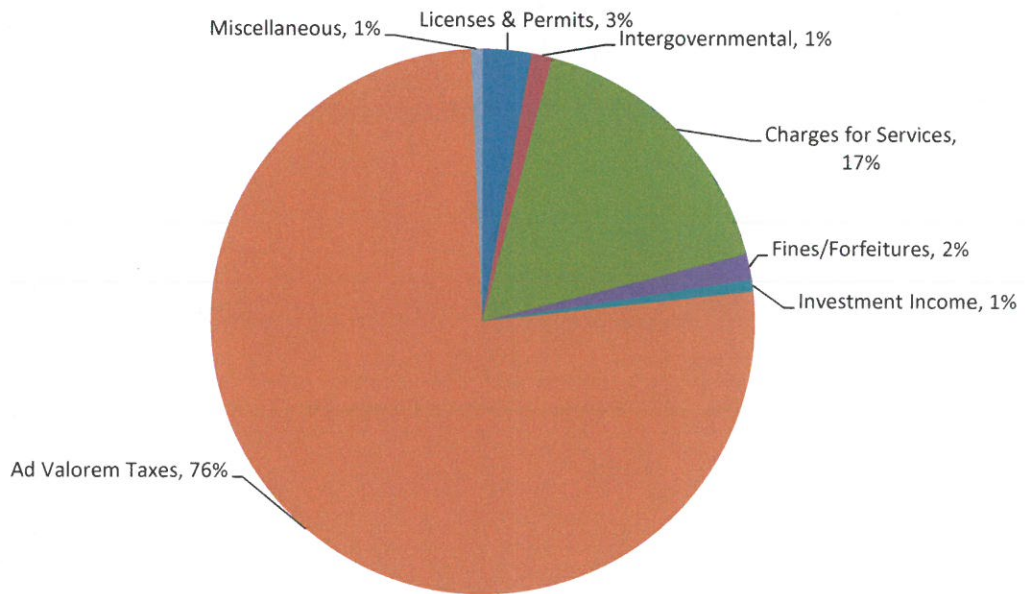
|                                    | Estimated            | 2020 Budget          |                      | Estimated              |
|------------------------------------|----------------------|----------------------|----------------------|------------------------|
|                                    | Balances<br>1/1/2020 | Revenues             | Expenditures         | Balances<br>12/31/2020 |
| <b>OPERATING FUND:</b>             |                      |                      |                      |                        |
| General                            | \$ 9,600,000         | \$ 26,901,207        | \$ 26,901,207        | \$ 9,600,000           |
| <b>Total Operating Fund</b>        | <b>\$ 9,600,000</b>  | <b>\$ 26,901,207</b> | <b>\$ 26,901,207</b> | <b>\$ 9,600,000</b>    |
| <b>SPECIAL REVENUE FUNDS:</b>      |                      |                      |                      |                        |
| District Attorney Legal & Law      | \$ 125,630           | \$ 34,900            | \$ 34,900            | \$ 125,630             |
| Sheriff & Jail Discretionary       | 81,255               | 42,100               | 42,100               | 81,255                 |
| County Clerk Pres & Automation     | 379,417              | 152,000              | 137,000              | 394,417                |
| Co-Wide Records Mgt & Pres         | 53,936               | 11,250               | 11,250               | 53,936                 |
| Courthouse Security                | 90,680               | 18,000               | 17,000               | 91,680                 |
| Justice Court Technology           | 23,190               | 9,000                | 9,000                | 23,190                 |
| Dist Clrk Records Mgt & Pres       | 73,039               | 7,379                | 7,379                | 73,039                 |
| Co & Dist Crts Technology Fund     | 85,535               | 11,860               | 11,860               | 85,535                 |
| Historic Commission                | 18,651               | 7,000                | 7,000                | 18,651                 |
| <b>Total Special Revenue Funds</b> | <b>\$ 931,333</b>    | <b>\$ 293,489</b>    | <b>\$ 270,489</b>    | <b>\$ 928,682</b>      |
| <b>Debt Service Funds</b>          |                      |                      |                      |                        |
| Debt Service                       | \$ 37,574            | \$ 189,913           | \$ 189,913           | \$ 37,574              |
| <b>Total Debt Service Funds</b>    | <b>\$ 37,574</b>     | <b>\$ 189,913</b>    | <b>\$ 189,913</b>    | <b>\$ 37,574</b>       |

**MATAGORDA COUNTY  
CASH ON DEPOSIT  
JULY 31, 2019**

|  | <b>Balance</b>       |
|--|----------------------|
| <b>General Fund:</b>                       |                      |
| General Account                            | \$ 16,167,090        |
| Clerk's Jury Fund                          | -                    |
| Misdemeanor Cash Bonds                     | 25,870               |
| Payroll                                    | 10,994               |
| Sheriffs' Narcotics Account                | 4,063                |
|  | <u>16,208,017</u>    |
| <b>Total General Fund Accounts</b>         | <b>\$ 16,208,017</b> |
| <br><b>Special Revenue Funds:</b>          |                      |
| District Attorney Legal & Law              | \$ 156,253           |
| Sheriff and Jail Discretionary             | 12,223               |
| County Clerk Preservation & Automation     | 410,961              |
| Co-Wide Records Mgt & Preservation         | 59,925               |
| Justice Court Technology                   | 21,796               |
| Courthouse Security                        | 101,495              |
| District Clerk Records Mgt & Preservation  | 78,166               |
| County/Dist Courts Technology & Digitizing | 95,856               |
| Capital Projects Fund                      | 1,045,252            |
| Historical Commission                      | 23,266               |
|  | <u>2,005,192</u>     |
| <b>Total Special Revenue Accounts</b>      | <b>\$ 2,005,192</b>  |
| <br><b>Trust &amp; Agency Funds:</b>       |                      |
| County Clerk Trust Accounts                | \$ 40,755            |
| District Clerk Trust Accounts              | 1,789,728            |
|  | <u>1,830,483</u>     |
| <b>Total Trust &amp; Agency Accounts</b>   | <b>\$ 1,830,483</b>  |
| <br><b>Internal Service Funds:</b>         |                      |
| County Employees Group Insurance           | \$ 1,094,362         |
|  | <u>1,094,362</u>     |
| <b>Total Internal Service Funds</b>        | <b>\$ 1,094,362</b>  |
| <br><b>Debt Service Funds:</b>             |                      |
| Debt Service Fund                          | \$ 68,408            |
|  | <u>68,408</u>        |
| <b>Total Debt Service Funds</b>            | <b>\$ 68,408</b>     |

GENERAL FUND

### 2020 GENERAL FUND REVENUE BY TYPE



**MATAGORDA COUNTY  
GENERAL FUND  
REVENUES AND OTHER FINANCING SOURCES**

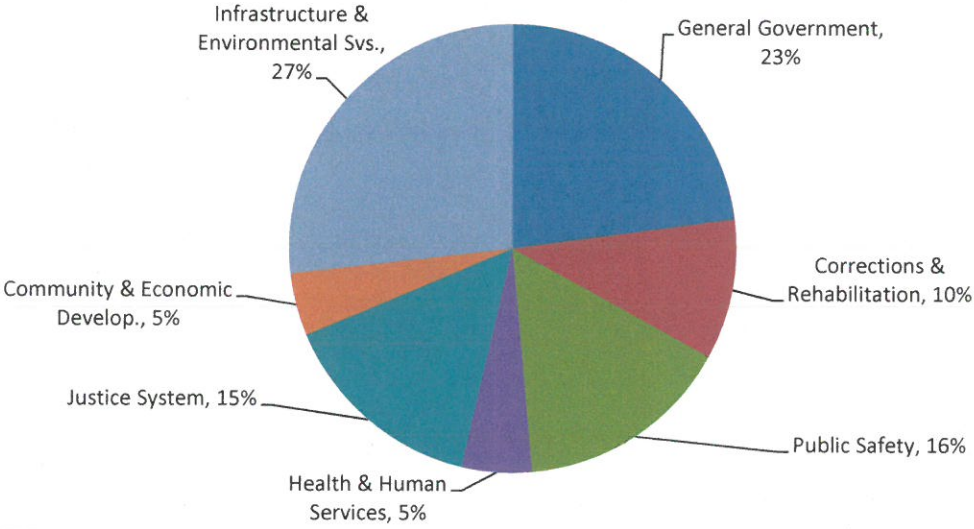
2020

| Account Number                | Account Title                       | 2018<br>Budget       | 2019<br>Budget       | 2020<br>Budget       |
|-------------------------------|-------------------------------------|----------------------|----------------------|----------------------|
| <b>ADVALOREM TAXES</b>        |                                     |                      |                      |                      |
| 41100 310                     | Current Taxes                       | \$ 18,162,305        | \$ 18,254,236        | \$ 20,113,631        |
| 41110 310                     | Tax Abatement Clawbacks             | -                    | -                    | -                    |
| 41200 310                     | Delinquent Taxes                    | 921,189              | 190,000              | 190,000              |
| 41200 319                     | Penalty & Interest                  | 487,680              | 160,000              | 160,000              |
|                               | <b>Total Ad Valorem Taxes</b>       | <b>\$ 19,571,174</b> | <b>\$ 18,604,236</b> | <b>\$ 20,463,631</b> |
| <b>LICENSES &amp; PERMITS</b> |                                     |                      |                      |                      |
| 41000 320                     | Alcoholic Beverage Permits          | -                    | 100                  | 100                  |
| 41010 320                     | Marriage License                    | 10,217               | 11,000               | 11,000               |
| 41020 320                     | Building Permits                    | 78,260               | 70,000               | 70,000               |
| 42000 321                     | Motor Vehicle License Receipts      | 360,000              | 360,000              | 360,000              |
| 42010 321                     | Motor Vehicle Road & Bridge Fee     | 316,780              | 330,000              | 330,000              |
| 42020 321                     | Golf Cart License                   | 7,650                | -                    | -                    |
|                               | <b>Total Licenses &amp; Permits</b> | <b>\$ 772,907</b>    | <b>\$ 771,100</b>    | <b>\$ 771,100</b>    |
| <b>INTERGOVERNMENTAL</b>      |                                     |                      |                      |                      |
| 40000 332                     | Payment in Lieu of Taxes            | 9,743                | 5,000                | 5,000                |
| 40050 335                     | Mixed Drink Tax                     | 83,812               | 55,000               | 55,000               |
| 40500 335                     | Child Protect Ser Title IV-E Reim.  | 15,100               | -                    | -                    |
| 41010 335                     | LCRA - Sheriff Radio Tower          | -                    | -                    | -                    |
| 41050 335                     | State Comptroller - Lateral Road    | 30,590               | -                    | -                    |
| 41060 335                     | Beach Cleaning                      | 14,639               | 16,000               | 16,000               |
| 41070 335                     | Dept of Trans-Weight Fees           | 75,192               | 75,000               | 75,000               |
| 41090 335                     | Other State Revenue                 | 1,920                | -                    | -                    |
| 41100 335                     | Fed Emerg Mgmt Assistance           | 30,356               | -                    | -                    |
| 41120 335                     | HGAC 911 Funds                      | 7,600                | -                    | -                    |
| 41130 335                     | LEOSE Annual Allocation             | 7,640                | -                    | -                    |
| 41150 335                     | Houston Galveston Area Council      | -                    | -                    | -                    |
| 41200 335                     | DA Victim Assistance Grant          | 44,297               | 48,603               | 48,603               |
| 43000 335 250                 | CIAP-Gulf Pier & Education          | -                    | -                    | -                    |
| 44010 335 204                 | Coastal Impact Grant                | -                    | -                    | -                    |
| 44060 335 400                 | Homeland Security Grant - Tower     | -                    | -                    | -                    |
| 44060 335 610                 | Homeland Security Grant - Radios    | -                    | -                    | -                    |
| 44060 335 611                 | Homeland Security Grant - 3361701   | 17,463               | -                    | -                    |
| 44060 335 612                 | Homeland Security Grant - 3361702   | 123,238              | -                    | -                    |
| 44360 335                     | Indigent Defense Grant              | 25,245               | 30,000               | 30,000               |
| 45050 335                     | TIF Grant                           | -                    | -                    | -                    |
| 45100 335                     | Courthouse Security CJD Grant       | -                    | -                    | -                    |
| 45120 335                     | Federal Alien Assistance Grant      | 9,014                | -                    | -                    |
| 45600 335 100                 | Operation Border Star Grant         | 67,853               | -                    | -                    |
| 45600 335 200                 | Imm. & Customs - Stone Garden Grant | 113,605              | -                    | -                    |
| 45600 335 300                 | Justice Assist. Grant - CAD Grant   | 27,010               | -                    | -                    |
| 45600 335 301                 | 2018 BAGP Award                     | 10,800               | -                    | -                    |
| 45600 335 400                 | DOJ-CJD Body Camera Grant           | 31,200               | -                    | -                    |
| 46620 335                     | GOMESA Funds                        | 776,507              | -                    | -                    |
| 40000 338                     | D.A. Reimbursement- State           | 4,469                | 4,394                | -                    |
| 40010 338                     | Co. Judge Reimbursement - State     | 25,880               | 25,200               | 25,200               |
| 40020 338                     | County Attorney State Supplement    | 70,000               | 70,000               | 70,000               |
|                               | <b>Total Intergovernmental</b>      | <b>\$ 1,623,174</b>  | <b>\$ 329,197</b>    | <b>\$ 324,803</b>    |
| <b>CHARGES FOR SERVICES</b>   |                                     |                      |                      |                      |
| 40100 338                     | Jury Fee Reimburse SB1704           | 2,448                | 5,000                | 5,000                |
| 41000 338                     | Court Appointed Attorney Fees       | 16,069               | 16,000               | 16,000               |
| 40000 340                     | Arrest Fees                         | 2,824                | 2,000                | 2,000                |
| 40500 340                     | County Treasurer                    | 18,356               | 16,000               | 16,000               |
| 41000 340                     | County Judge                        | 2,176                | 2,000                | 2,000                |
| 42000 340                     | County Sheriff                      | 77,170               | 84,000               | 84,000               |
| 42500 340                     | Video Fees                          | 60                   | 80                   | 80                   |
| 43000 340                     | County Attorney                     | 50,544               | 51,044               | 1,000                |
| 44000 340                     | County Clerk                        | 314,770              | 310,000              | 330,000              |
| 44010 340                     | County Clerk-Election Services      | 23,439               | -                    | -                    |
| 44100 340                     | Guardianship Fee                    | 871                  | 400                  | 400                  |
| 44200 340                     | County Clerk Registrar Fees         | 690                  | 300                  | 300                  |
| 45000 340                     | Tax Assessor - Collector            | 469,385              | 380,000              | 380,000              |

**MATAGORDA COUNTY  
GENERAL FUND  
REVENUES AND OTHER FINANCING SOURCES  
2020**

| Account Number                             | Account Title                                    | 2018<br>Budget       | 2019<br>Budget       | 2020<br>Budget       |
|--|--|----------------------|----------------------|----------------------|
| 46000 340                                  | District Attorney                                | 3,340                | 5,300                | 5,300                |
| 47000 340                                  | District Clerk                                   | 101,474              | 93,000               | 93,000               |
| 47000 340 001                              | District Clerk Registry Fees                     | 276                  | 1,500                | 1,500                |
| 47100 340                                  | Family Protection Fee G Code                     | 1,435                | 1,600                | 1,600                |
| 48000 340                                  | Justice of the Peace                             | 55,330               | 32,000               | 32,000               |
| 48500 340                                  | Constable Arrest Fees                            | 196                  | 200                  | 200                  |
| 49000 340                                  | County Auditor                                   | 4,287                | 4,000                | 4,000                |
| 49100 340                                  | Reimb Special Districts                          | 1,544                | 3,600                | 3,600                |
| 49200 340                                  | Reimb Room & Board - Bay City                    | 13,995               | 22,000               | 22,000               |
| 49250 340                                  | Reimb Room & Board - Other County                | 70,470               | -                    | -                    |
| 49500 340                                  | Other County Fees                                | -                    | 100                  | 100                  |
| 40000 341                                  | Library Fees                                     | 18,864               | 17,000               | 17,000               |
| 40000 342                                  | Child Support Fees                               | 100                  | 300                  | 300                  |
| 40000 343                                  | Dist Court Reporter Service Fees                 | 5,193                | 5,000                | 5,000                |
| 40000 344                                  | Sanitary Landfill Fees                           | 364,161              | 320,000              | 320,000              |
| 40000 345                                  | Graffiti Eradication                             | -                    | -                    | -                    |
| 41000 345                                  | Time-Payment-Administration                      | 1,615                | 1,000                | 1,000                |
| 40000 346                                  | Health Department Fees                           | 1,005                | 1,000                | 1,000                |
| 40000 347                                  | Beach Collections                                | 209,233              | 190,000              | 190,000              |
| 40000 349                                  | Emergency Response Fee                           | 2,684,250            | 2,988,604            | 3,006,700            |
|  | <b>Total Charges for Services</b>                | <b>\$ 4,515,568</b>  | <b>\$ 4,553,028</b>  | <b>\$ 4,541,080</b>  |
| <b>INVESTMENT INCOME</b>                   |  |                      |                      |                      |
| 40000 360                                  | Interest   | 247,789              | 190,000              | 190,000              |
| 42000 364                                  | Insurance Dividends                              | -                    | -                    | -                    |
|  | <b>Total Investment Income</b>                   | <b>\$ 247,789</b>    | <b>\$ 190,000</b>    | <b>\$ 190,000</b>    |
| <b>FINES &amp; FORFEITURES</b>             |  |                      |                      |                      |
| 41000 350                                  | County Court Fines                               | 65,606               | 115,000              | 115,000              |
| 42000 350                                  | Justice of the Peace Fines                       | 328,230              | 220,000              | 220,000              |
| 43000 350                                  | District Court Fines                             | 76,781               | 63,000               | 63,000               |
| 44000 350                                  | Constable Fines                                  | 20,875               | 14,000               | 14,000               |
| 45000 350                                  | Juvenile Probation                               | 75                   | -                    | -                    |
|  | <b>Total Fines &amp; Forfeitures</b>             | <b>\$ 491,568</b>    | <b>\$ 412,000</b>    | <b>\$ 412,000</b>    |
| <b>MISCELLANEOUS</b>                       |  |                      |                      |                      |
| 40000 361                                  | Rent   | 38,315               | 39,200               | 39,200               |
| 40000 362                                  | Rent-Fairgrounds                                 | 11,525               | 13,000               | 13,000               |
| 42000 363                                  | Reimbursement Voter Registrar                    | -                    | -                    | -                    |
| 40000 364                                  | Sale of Assets                                   | 14,175               | 5,000                | 5,000                |
| 40010 364                                  | Insurance Recoveries                             | 74,291               | 1,000                | 1,000                |
| 40000 370                                  | Other Revenue                                    | 406,985              | 59,000               | 59,000               |
| 40040 370                                  | Royalty & Mineral Leases                         | 9,315                | 2,000                | 2,000                |
| 40100 370                                  | Over/Short                                       | (13,347)             | -                    | -                    |
| 40170 370                                  | Boot Camp Fees                                   | -                    | -                    | -                    |
| 40400 370                                  | Pay Telephone Receipts                           | 54,509               | 42,000               | 42,000               |
| 40500 370                                  | Restitution                                      | -                    | 500                  | 500                  |
| 41000 370                                  | Bail Bond Fees                                   | -                    | -                    | -                    |
| 40000 371                                  | Contributions                                    | 53,480               | 5,000                | 5,000                |
| 40030 371                                  | Healthy Early Childhood Donation                 | 45                   | -                    | -                    |
|  | <b>Total Miscellaneous</b>                       | <b>\$ 649,292</b>    | <b>\$ 166,700</b>    | <b>\$ 166,700</b>    |
| <b>TRANS &amp; OTHER FINANCING SOURCES</b> |  |                      |                      |                      |
| 40000 368                                  | Capital Lease Proceeds                           | -                    | -                    | -                    |
| 40140 390                                  | Transfer from DA Trust                           | 27,499               | 27,500               | 27,500               |
|  | <b>Total Trans &amp; Other Financing Sources</b> | <b>\$ 27,499</b>     | <b>\$ 27,500</b>     | <b>\$ 27,500</b>     |
| <b>TOTAL REVENUES &amp; OTHER SOURCES</b>  |  | <b>\$ 27,898,972</b> | <b>\$ 25,053,762</b> | <b>\$ 26,896,813</b> |

### 2020 GENERAL FUND EXPENDITURES BY FUNCTION





**EXPENDITURES BY FUNCTION  
2020**

**General Government**

|                           |             |
|---------------------------|-------------|
| County Judge              | 4%          |
| Commissioners Court       | 4%          |
| County Auditor            | 8%          |
| County Clerk              | 7%          |
| County Courthouse         | 6%          |
| County Office Building    | 3%          |
| County Tax Assessor       | 12%         |
| County Treasurer          | 3%          |
| Human Resources           | 4%          |
| Election Cost             | 4%          |
| Information Services      | 9%          |
| Non-Departmental          | 37%         |
| Special District Services | 0%          |
| Operating Transfers       | 0%          |
| <b>Total</b>              | <b>100%</b> |

**Justice System**

|                           |             |
|---------------------------|-------------|
| Child Support             | 2%          |
| Child Protective Services | 2%          |
| County Attorney           | 11%         |
| County Court              | 0%          |
| District Attorney         | 21%         |
| District Court            | 9%          |
| Court Expenses            | 14%         |
| Capital Murders           | 1%          |
| District Clerk            | 9%          |
| Justices of Peace         | 22%         |
| Juvenile Probation        | 7%          |
| Juvenile Probation Board  | 1%          |
| Law Library               | 1%          |
| <b>Total</b>              | <b>100%</b> |

**Corrections & Rehabilitation**

|                 |             |
|-----------------|-------------|
| Adult Probation | 0%          |
| County Jail     | 100%        |
| <b>Total</b>    | <b>100%</b> |

**Community & Eco Dev**

|                        |             |
|------------------------|-------------|
| Agricultural Extension | 17%         |
| Cultural & Education   | 35%         |
| Fairgrounds            | 18%         |
| Home Economist Service | 13%         |
| 521 Park               | 0%          |
| Marine                 | 16%         |
| <b>Total</b>           | <b>100%</b> |

**Public Safety**

|                          |             |
|--------------------------|-------------|
| Emergency Management/911 | 5%          |
| Fire Protection          | 1%          |
| County Sheriff           | 88%         |
| Constables               | 5%          |
| Dept of Public Safety    | 0%          |
| Game Wardens             | 1%          |
| <b>Total</b>             | <b>100%</b> |

**Infrastructure & Environ Svs**

|                     |             |
|---------------------|-------------|
| Commissioner-Pct #1 | 23%         |
| Commissioner-Pct #2 | 23%         |
| Commissioner-Pct #3 | 22%         |
| Commissioner-Pct #4 | 23%         |
| Right of Way        | 0%          |
| Transfer Station    | 9%          |
| <b>Total</b>        | <b>100%</b> |

**Health & Human Services**

|                         |             |
|-------------------------|-------------|
| Ambulance               | 43%         |
| Animal Control          | 17%         |
| Health Department       | 26%         |
| Human Services          | 5%          |
| Mental Health           | 3%          |
| Veteran Service Officer | 6%          |
| <b>Total</b>            | <b>100%</b> |

**MATAGORDA COUNTY  
GENERAL FUND  
EXPENDITURES AND OTHER FINANCING USES  
2020**

| Account Number            | Account Title                | 2018<br>Actuals   | 2019<br>Budget    | 2020<br>Budget    |
|---------------------------|------------------------------|-------------------|-------------------|-------------------|
| <b>400</b>                | <b>COUNTY JUDGE</b>          |                   |                   |                   |
| 51010-400                 | Salary - Elected Official    | \$ 72,893         | \$ 77,748         | \$ 81,635         |
| 51020-400                 | Salary - Supplement          | 25,200            | 25,200            | 25,200            |
| 51050-400                 | Salary - Secretarial         | 32,593            | 33,518            | 35,191            |
| 51060-400                 | Salary - Travel              | 7,124             | 7,124             | 7,124             |
| 51070-400                 | Salary - Part Time           | -                 | -                 | -                 |
| 51080-400                 | Salary - Overtime            | 67                | 1,000             | 1,000             |
| 52010-400                 | Medicare                     | 2,064             | 2,097             | 2,177             |
| 52020-400                 | Group Hospital Insurance     | 21,780            | 21,780            | 21,780            |
| 52030-400                 | Retirement                   | 21,396            | 22,166            | 23,018            |
| 52060-400                 | Unemployment                 | 88                | 57                | 49                |
| 52070-400                 | Alternate Retirement         | 10,677            | 11,278            | 11,712            |
|                           | <b>Total Personnel Costs</b> | <b>193,881</b>    | <b>201,967</b>    | <b>208,887</b>    |
| 52100-400                 | Travel & Trip Costs          | 2,362             | 2,000             | 2,000             |
| 53300-400                 | Supplies                     | 2,213             | 3,100             | 3,100             |
| 54200-400                 | Telephone                    | 1,473             | 2,200             | 2,200             |
| 54850-400                 | Seminars & Association Dues  | 1,918             | 1,000             | 1,000             |
|                           | <b>Total Operating Costs</b> | <b>7,966</b>      | <b>8,300</b>      | <b>8,300</b>      |
| <b>TOTAL COUNTY JUDGE</b> |                              | <b>\$ 201,848</b> | <b>\$ 210,267</b> | <b>\$ 217,187</b> |

**MATAGORDA COUNTY  
GENERAL FUND  
EXPENDITURES AND OTHER FINANCING USES  
2020**

| Account Number                   | Account Title                | 2018<br>Actuals   | 2019<br>Budget    | 2020<br>Budget    |
|----------------------------------|------------------------------|-------------------|-------------------|-------------------|
| <b>401</b>                       | <b>COMMISSIONERS COURT</b>   |                   |                   |                   |
| 51050-401                        | Salary - Secretary           | \$ 24,758         | \$ 26,146         | \$ 26,718         |
| 52010-401                        | Medicare                     | 307               | 379               | 387               |
| 52020-401                        | Group Hospital Insurance     | 12,180            | 12,180            | 9,600             |
| 52030-401                        | Retirement                   | 3,777             | 4,008             | 4,096             |
| 52060-401                        | Unemployment                 | 67                | 44                | 37                |
| 52070-401                        | Alternate Retirement         | 1,885             | 2,039             | 2,084             |
|                                  | <b>Total Personnel Costs</b> | <b>42,974</b>     | <b>44,797</b>     | <b>42,922</b>     |
| 52100-401                        | Travel & Trip Costs          | 3,549             | 6,500             | 6,500             |
| 53300-401                        | Supplies                     | 3,105             | 2,000             | 2,000             |
| 54000-401                        | Professional Services        | 109,322           | 80,000            | 164,300           |
| 54010-401                        | Attorney Fees                | -                 | 5,000             | 5,000             |
| 54300-401                        | Advertising                  | 4,747             | 5,500             | 5,500             |
| 54600-401                        | Rentals                      | -                 | -                 | -                 |
| 54850-401                        | Seminars & Association Dues  | 10,179            | 8,500             | 8,500             |
|                                  | <b>Total Operating Costs</b> | <b>130,901</b>    | <b>107,500</b>    | <b>191,800</b>    |
| 55700-401                        | Machinery & Equipment        | -                 | -                 | -                 |
|                                  | <b>Total Capital Outlay</b>  | <b>-</b>          | <b>-</b>          | <b>-</b>          |
| <b>TOTAL COMMISSIONERS COURT</b> |                              | <b>\$ 173,876</b> | <b>\$ 152,297</b> | <b>\$ 234,722</b> |

**MATAGORDA COUNTY  
GENERAL FUND  
EXPENDITURES AND OTHER FINANCING USES  
2020**

| Account Number            | Account Title                | 2018<br>Actuals   | 2019<br>Budget    | 2020<br>Budget    |
|---------------------------|------------------------------|-------------------|-------------------|-------------------|
| <b>403</b>                | <b>COUNTY CLERK</b>          |                   |                   |                   |
| 51010-403                 | Salary - Elected Official    | \$ 73,221         | \$ 77,748         | \$ 81,635         |
| 51040-403                 | Salary - Deputies            | 169,681           | 170,313           | 183,614           |
| 51080-403                 | Salary - Overtime            | -                 | 1,000             | -                 |
| 52010-403                 | Medicare                     | 3,512             | 3,611             | 3,846             |
| 52020-403                 | Group Hospital Insurance     | 68,533            | 74,940            | 72,360            |
| 52030-403                 | Retirement                   | 37,017            | 38,181            | 40,663            |
| 52060-403                 | Unemployment                 | 452               | 291               | 257               |
| 52070-403                 | Alternate Retirement         | 18,472            | 19,363            | 20,689            |
|                           | <b>Total Personnel Costs</b> | <b>370,888</b>    | <b>385,448</b>    | <b>403,065</b>    |
| 52100-403                 | Travel & Trip Costs          | 1,941             | 3,500             | 3,500             |
| 53300-403                 | Supplies                     | 16,464            | 21,000            | 21,000            |
| 54100-403                 | Insurance & Bonds            | -                 | -                 | -                 |
| 54200-403                 | Telephone                    | 1,590             | 1,800             | 2,000             |
| 54600-403                 | Rentals                      | 8,241             | 7,200             | 7,000             |
| 54850-403                 | Seminars & Association Dues  | 560               | 1,300             | 1,400             |
|                           | <b>Total Operating Costs</b> | <b>28,795</b>     | <b>34,800</b>     | <b>34,900</b>     |
| 55700-403                 | Machinery & Equipment        | -                 | -                 | -                 |
|                           | <b>Total Capital Outlay</b>  | <b>-</b>          | <b>-</b>          | <b>-</b>          |
| <b>TOTAL COUNTY CLERK</b> |                              | <b>\$ 399,683</b> | <b>\$ 420,248</b> | <b>\$ 437,965</b> |

**MATAGORDA COUNTY  
GENERAL FUND  
EXPENDITURES AND OTHER FINANCING USES  
2020**

| Account Number                         | Account Title                    | 2018<br>Actuals  | 2019<br>Budget   | 2020<br>Budget   |
|--|----------------------------------|------------------|------------------|------------------|
| <b>405</b>                             | <b>VETERANS' SERVICE OFFICER</b> |                  |                  |                  |
| 51020-405                              | Salary - Appointed               | \$ 36,877        | \$ 38,778        | \$ 40,715        |
| 51070-405                              | Salary - Part Time               | 11,558           | 12,621           | 13,252           |
| 51080-405                              | Salary - Overtime                | -                | -                | -                |
| 52010-405                              | Medicare                         | 706              | 745              | 783              |
| 52020-405                              | Group Hospital Insurance         | 9,600            | 9,600            | 9,600            |
| 52030-405                              | Retirement                       | 7,381            | 7,879            | 8,273            |
| 52060-405                              | Unemployment                     | 130              | 87               | 76               |
| 52070-405                              | Alternate Retirement             | 3,236            | 4,009            | 4,209            |
|  | <b>Total Personnel Costs</b>     | <b>69,488</b>    | <b>73,720</b>    | <b>76,907</b>    |
| 52100-405                              | Travel & Trip Costs              | 602              | 4,500            | 4,500            |
| 53300-405                              | Supplies                         | 1,004            | 2,000            | 2,000            |
| 53300-405-001                          | Supplies - Inventory             | -                | -                | -                |
| 54200-405                              | Telephone                        | 598              | 1,000            | 1,000            |
| 54510-405                              | Repair & Maintenance - Equipment | -                | 200              | 200              |
| 54850-405                              | Seminars & Association Dues      | -                | -                | -                |
|  | <b>Total Operating Costs</b>     | <b>2,205</b>     | <b>7,700</b>     | <b>7,700</b>     |
| 55700-405                              | Machinery & Equipment            | -                | -                | -                |
|  | <b>Total Capital Outlay</b>      | <b>-</b>         | <b>-</b>         | <b>-</b>         |
| <b>TOTAL VETERANS' SERVICE OFFICER</b> |                                  | <b>\$ 71,693</b> | <b>\$ 81,420</b> | <b>\$ 84,607</b> |

**MATAGORDA COUNTY  
GENERAL FUND  
EXPENDITURES AND OTHER FINANCING USES  
2020**

| Account Number                        | Account Title                     | 2018<br>Actuals   | 2019<br>Budget    | 2020<br>Budget    |
|---------------------------------------|-----------------------------------|-------------------|-------------------|-------------------|
| <b>406</b>                            | <b>EMERGENCY MANAGEMENT/911</b>   |                   |                   |                   |
| 51020-406                             | Salary - Appointed                | \$ 66,903         | \$ 63,902         | \$ 70,200         |
| 51050-406                             | Salary - Secretary                | 32,160            | 33,892            | 33,012            |
| 52010-406                             | Medicare                          | 1,447             | 1,418             | 1,497             |
| 52020-406                             | Group Hospital Insurance          | 21,575            | 21,780            | 24,360            |
| 52030-406                             | Retirement                        | 15,193            | 14,992            | 15,822            |
| 52060-406                             | Unemployment                      | 268               | 166               | 144               |
| 52070-406                             | Alternate Retirement              | 7,582             | 7,628             | 8,051             |
|                                       | <b>Total Personnel Costs</b>      | <b>145,127</b>    | <b>143,778</b>    | <b>153,086</b>    |
| 52100-406                             | Travel & Trip Costs               | 1,236             | 3,000             | 5,000             |
| 53300-406                             | Supplies                          | 3,217             | 4,300             | 4,300             |
| 53300-406-001                         | Supplies - Inventory              | 142,425           | -                 | -                 |
| 53310-406                             | Fuel                              | 999               | 2,000             | 2,000             |
| 54000-406                             | Professional                      | 12,481            | 12,720            | 12,720            |
| 54200-406                             | Telephone                         | 2,091             | 3,500             | 3,500             |
| 54410-406                             | Utilities                         | -                 | -                 | -                 |
| 54510-406                             | Repair & Maintenance - Equipment  | 30,735            | 5,000             | 5,000             |
| 54550-406                             | Repair & Maintenance - Other Prop | -                 | -                 | -                 |
| 54600-406                             | Rental                            | 10,566            | -                 | -                 |
| 54850-406                             | Seminars & Association Dues       | 200               | 500               | 4,500             |
|                                       | <b>Total Operating Costs</b>      | <b>203,951</b>    | <b>31,020</b>     | <b>37,020</b>     |
| 55700-406-400                         | Homeland Security Grant           | -                 | -                 | -                 |
|                                       | <b>Total Capital Outlay</b>       | <b>-</b>          | <b>-</b>          | <b>-</b>          |
| <b>TOTAL EMERGENCY MANAGEMENT/911</b> |                                   | <b>\$ 349,079</b> | <b>\$ 174,798</b> | <b>\$ 190,106</b> |

**MATAGORDA COUNTY  
GENERAL FUND  
EXPENDITURES AND OTHER FINANCING USES  
2020**

| Account Number | Account Title                          | 2018<br>Actuals     | 2019<br>Budget      | 2020<br>Budget      |
|----------------|--|---------------------|---------------------|---------------------|
| <b>408</b>     | <b>SPECIAL DISTRICT SERVICES</b>       |                     |                     |                     |
| 51020-408      | Salary - Appointed                     | \$ -                | \$ -                | \$ -                |
| 51030-408      | Salary - Supplemental                  | -                   | 600                 | 600                 |
| 51070-408      | Salary - Part Time                     | -                   | -                   | -                   |
| 51080-408      | Salary - Overtime                      | -                   | -                   | -                   |
| 52010-408      | Medicare                               | -                   | 9                   | 9                   |
| 52020-408      | Group Hospital Insurance               | -                   | -                   | -                   |
| 52030-408      | Retirement                             | -                   | 92                  | 92                  |
| 52060-408      | Unemployment                           | -                   | 2                   | 2                   |
| 52070-408      | Alternate Retirement                   | -                   | 47                  | 47                  |
|                | <b>Total Personnel Costs</b>           | <b>-</b>            | <b>750</b>          | <b>750</b>          |
| 53300-408      | Supplies                               | -                   | 2,850               | 2,850               |
| 54510-408      | Repair & Maintenance-Equipment         | -                   | -                   | -                   |
| 54800-408      | Other Services                         | -                   | -                   | -                   |
|                | <b>Total Operating Costs</b>           | <b>-</b>            | <b>2,850</b>        | <b>2,850</b>        |
| 55700-408      | Machinery & Equipment                  | -                   | -                   | -                   |
|                | <b>Total Capital Outlay</b>            | <b>-</b>            | <b>-</b>            | <b>-</b>            |
|                | <b>TOTAL SPECIAL DISTRICT SERVICES</b> | <b>\$ -</b>         | <b>\$ 3,600</b>     | <b>\$ 3,600</b>     |
| <b>409</b>     | <b>NON-DEPARTMENTAL</b>                |                     |                     |                     |
| 52020-409      | Group Hospital Insurance               | \$ 200,000          | \$ 150,000          | \$ 200,000          |
| 53300-409      | Supplies                               | 156                 | 2,700               | 2,700               |
| 54000-409      | J P Autopsies                          | 83,110              | 55,000              | 110,000             |
| 54070-409      | Appraisal District Fees                | 312,478             | 310,794             | 255,975             |
| 54100-409      | Insurance & Bonds                      | 4,126               | 2,800               | 7,000               |
| 54110-409      | Self Insurance                         | 520,299             | 600,000             | 600,000             |
| 54120-409      | Health Insurance-Retirees              | 952,000             | 873,600             | 873,600             |
| 54130-409      | Unemployment Ins Claims                | -                   | -                   | -                   |
| 54140-409      | Health Care Reform Fees                | (1,138)             | -                   | -                   |
| 54790-409      | Contingency                            | -                   | 196,084             | 244,096             |
|                | <b>Total Operating Costs</b>           | <b>2,071,031</b>    | <b>2,190,978</b>    | <b>2,293,371</b>    |
|                | <b>TOTAL NON-DEPARTMENTAL</b>          | <b>\$ 2,071,031</b> | <b>\$ 2,190,978</b> | <b>\$ 2,293,371</b> |

**MATAGORDA COUNTY  
GENERAL FUND  
EXPENDITURES AND OTHER FINANCING USES  
2020**

| Account Number            | Account Title                | 2018<br>Actuals  | 2019<br>Budget   | 2020<br>Budget   |
|---------------------------|------------------------------|------------------|------------------|------------------|
| <b>426</b>                | <b>COUNTY COURT</b>          |                  |                  |                  |
| 53300-426                 | Supplies                     | \$ 1,275         | \$ 1,000         | \$ 1,000         |
| 54000-426                 | Professional Services        | 15,099           | 18,000           | 18,000           |
| 54030-426                 | Juror Expense                | 944              | 800              | 800              |
|                           | <b>Total Operating Costs</b> | <b>17,318</b>    | <b>19,800</b>    | <b>19,800</b>    |
| 55700-426                 | Machinery & Equipment        | -                | -                | -                |
|                           | <b>Total Capital Outlay</b>  | <b>-</b>         | <b>-</b>         | <b>-</b>         |
| <b>TOTAL COUNTY COURT</b> |                              | <b>\$ 17,318</b> | <b>\$ 19,800</b> | <b>\$ 19,800</b> |



**MATAGORDA COUNTY  
GENERAL FUND  
EXPENDITURES AND OTHER FINANCING USES  
2020**

| Account Number                   | Account Title                    | 2018<br>Actuals | 2019<br>Budget | 2020<br>Budget    |
|----------------------------------|----------------------------------|-----------------|----------------|-------------------|
| <b>434</b>                       | <b>23RD DISTRICT COURT</b>       |                 |                |                   |
| 51070-434                        | Salary - Part Time               | \$ -            | \$ -           | \$ 1,504          |
| 51080-434                        | Salary - Overtime                | -               | -              | 470               |
| 51090-434                        | Salary - Supervisor              | -               | -              | 21,238            |
| 51100-434                        | Salary - Court Reporter          | -               | -              | 46,412            |
| 52010-434                        | Medicare                         | -               | -              | 1,010             |
| 52020-434                        | Group Hospital Insurance         | -               | -              | 9,600             |
| 52030-434                        | Retirement                       | -               | -              | 10,443            |
| 52060-434                        | Unemployment                     | -               | -              | 97                |
| 52070-434                        | Alternate Retirement             | -               | -              | 5,401             |
|                                  | <b>Total Personnel Costs</b>     | <b>-</b>        | <b>-</b>       | <b>96,175</b>     |
| 52100-434                        | Travel & Trip Costs              | -               | -              | 1,176             |
| 53300-434                        | Supplies                         | -               | -              | 4,377             |
| 53300-434-001                    | Supplies - Inventory             | -               | -              | -                 |
| 54000-434                        | Professional Services            | -               | -              | 13,333            |
| 54100-434                        | Insurance & Bonds                | -               | -              | 706               |
| 54200-434                        | Telephone                        | -               | -              | 1,329             |
| 54510-434                        | Repair & Maintenance - Equipment | -               | -              | 282               |
| 54600-434                        | Rentals                          | -               | -              | -                 |
| 54850-434                        | Seminars & Association Dues      | -               | -              | 659               |
|                                  | <b>Total Operating Costs</b>     | <b>-</b>        | <b>-</b>       | <b>21,863</b>     |
| 55700-434                        | Machinery & Equipment            | -               | -              | -                 |
|                                  | <b>Total Capital Outlay</b>      | <b>-</b>        | <b>-</b>       | <b>-</b>          |
| <b>TOTAL 23RD DISTRICT COURT</b> |                                  | <b>\$ -</b>     | <b>\$ -</b>    | <b>\$ 118,038</b> |

**MATAGORDA COUNTY  
GENERAL FUND  
EXPENDITURES AND OTHER FINANCING USES  
2020**

| Account Number                    | Account Title                    | 2018<br>Actuals   | 2019<br>Budget    | 2020<br>Budget    |
|-----------------------------------|----------------------------------|-------------------|-------------------|-------------------|
| <b>435</b>                        | <b>130TH DISTRICT COURT</b>      |                   |                   |                   |
| 51070-435                         | Salary - Part Time               | \$ -              | \$ 3,200          | \$ 3,200          |
| 51080-435                         | Salary - Overtime                | -                 | 1,000             | 1,000             |
| 51090-435                         | Salary - Supervisor              | 51,268            | 53,774            | 45,535            |
| 51100-435                         | Salary - Court Reporter          | 99,550            | 103,908           | 98,751            |
| 52010-435                         | Medicare                         | 2,134             | 2,347             | 2,153             |
| 52020-435                         | Group Hospital Insurance         | 31,380            | 31,380            | 21,780            |
| 52030-435                         | Retirement                       | 22,971            | 24,326            | 22,272            |
| 52060-435                         | Unemployment                     | 405               | 275               | 208               |
| 52070-435                         | Alternate Retirement             | 11,463            | 12,563            | 11,518            |
|                                   | <b>Total Personnel Costs</b>     | <b>219,169</b>    | <b>232,774</b>    | <b>206,417</b>    |
| 52100-435                         | Travel & Trip Costs              | 1,076             | 1,250             | 1,850             |
| 53300-435                         | Supplies                         | 8,825             | 9,300             | 9,300             |
| 53300-435-001                     | Supplies - Inventory             | -                 | -                 | -                 |
| 54000-435                         | Professional Services            | 10,926            | 40,000            | 26,667            |
| 54100-435                         | Insurance & Bonds                | 1,284             | 1,500             | 1,500             |
| 54200-435                         | Telephone                        | 1,164             | 2,000             | 2,720             |
| 54510-435                         | Repair & Maintenance - Equipment | -                 | 600               | 600               |
| 54600-435                         | Rentals                          | 2,340             | -                 | -                 |
| 54850-435                         | Seminars & Association Dues      | 840               | 1,400             | 1,300             |
|                                   | <b>Total Operating Costs</b>     | <b>26,455</b>     | <b>56,050</b>     | <b>43,937</b>     |
| 55700-435                         | Machinery & Equipment            | -                 | 2,000             | -                 |
|                                   | <b>Total Capital Outlay</b>      | <b>-</b>          | <b>2,000</b>      | <b>-</b>          |
| <b>TOTAL 130TH DISTRICT COURT</b> |                                  | <b>\$ 245,624</b> | <b>\$ 290,824</b> | <b>\$ 250,354</b> |

**MATAGORDA COUNTY  
GENERAL FUND  
EXPENDITURES AND OTHER FINANCING USES  
2020**

| Account Number              | Account Title                            | 2018<br>Actuals   | 2019<br>Budget    | 2020<br>Budget    |
|-----------------------------|--|-------------------|-------------------|-------------------|
| <b>436</b>                  | <b>COURT EXPENSES</b>                    |                   |                   |                   |
| 51040-436                   | Salary - Bailiff                         | \$ 48,841         | \$ 51,543         | \$ 54,118         |
| 51070-436                   | Salary - Part-time                       | 26,413            | 28,800            | 28,800            |
| 51080-436                   | Salary - Overtime                        | -                 | -                 | -                 |
| 52010-436                   | Medicare                                 | 1,095             | 1,165             | 1,202             |
| 52020-436                   | Group Hospital Insurance                 | 9,600             | 9,600             | 9,600             |
| 52030-436                   | Retirement                               | 11,235            | 12,317            | 12,711            |
| 52060-436                   | Unemployment                             | 231               | 137               | 116               |
| 52070-436                   | Alternate Retirement                     | 4,780             | 6,267             | 6,468             |
|                             | <b>Total Personnel Costs</b>             | <b>102,196</b>    | <b>109,828</b>    | <b>113,015</b>    |
| 52100-436                   | Travel                                   | 568               | 600               | -                 |
| 54010-436-023               | Court Appointed Attorneys - 23rd         | -                 | -                 | 65,000            |
| 54010-436-130               | Court Appointed Attorneys - 130th        | 154,898           | 195,000           | 130,000           |
| 54010-436-426               | Court Appointed Attorneys - Co Crt       | 12,250            | 17,000            | 20,000            |
| 54011-436                   | Court Appointed Attorneys Civil - Co Crt | 146,726           | 103,000           | 23,000            |
| 54011-436-023               | Court Appointed Attorneys Civil - 23rd   | -                 | -                 | 1,500             |
| 54011-436-130               | Court Appointed Attorneys Civil - 130th  | -                 | -                 | 113,000           |
| 54030-436                   | Juror Expense                            | 22,946            | 40,000            | 45,000            |
| 54030-436-001               | Trial Expenses - Co Crt                  | 25,163            | 20,000            | 5,000             |
| 54030-436-023               | Trial Expenses - 23rd                    | -                 | -                 | 6,600             |
| 54030-436-130               | Trial Expenses - 130th                   | -                 | -                 | 13,400            |
| 54040-436                   | Judges Fees - Co Crt                     | 2,578             | 2,500             | 1,000             |
| 54040-436-023               | Judges Fees - 23rd                       | -                 | -                 | 1,000             |
| 54040-436-130               | Judges Fees - 130th                      | -                 | -                 | 2,000             |
| 54050-436                   | Special Trial DA Exp                     | -                 | 4,000             | -                 |
| 54050-436-023               | Special Trial DA Exp - 23rd              | -                 | -                 | 1,800             |
| 54050-436-130               | Special Trial DA Exp - 130th             | -                 | -                 | 4,000             |
| 54120-436-001               | Indigent Investigation                   | 1,822             | 4,000             | -                 |
| 54120-436-023               | Indigent Investigation - 23rd            | -                 | -                 | 1,800             |
| 54120-436-130               | Indigent Investigation - 130th           | -                 | -                 | 4,000             |
| 54200-436                   | Telephone                                | 720               | 720               | -                 |
| 54850-436                   | Seminars & Training                      | 200               | 300               | -                 |
|                             | <b>Total Operating Costs</b>             | <b>367,871</b>    | <b>387,120</b>    | <b>438,100</b>    |
| <b>TOTAL COURT EXPENSES</b> |  | <b>\$ 470,067</b> | <b>\$ 496,948</b> | <b>\$ 551,115</b> |

**MATAGORDA COUNTY  
GENERAL FUND  
EXPENDITURES AND OTHER FINANCING USES  
2020**

| Account Number                     | Account Title                | 2018<br>Actuals  | 2019<br>Budget   | 2020<br>Budget   |
|------------------------------------|------------------------------|------------------|------------------|------------------|
| <b>437</b>                         | <b>CAPITAL MURDER TRIALS</b> |                  |                  |                  |
| 54000-437-5111                     | Professional Services        | \$ 29,890        | \$ 59,410        | \$ 24,155        |
| 54000-437-9387-001                 | Expert Witnesses             | -                | -                | -                |
| 54120-437-9387-001                 | Investigation Expense        | -                | -                | -                |
|                                    | <b>Total Operating Costs</b> | <b>29,890</b>    | <b>59,410</b>    | <b>24,155</b>    |
| <b>TOTAL CAPITAL MURDER TRIALS</b> |                              | <b>\$ 29,890</b> | <b>\$ 59,410</b> | <b>\$ 24,155</b> |

**MATAGORDA COUNTY  
GENERAL FUND  
EXPENDITURES AND OTHER FINANCING USES  
2020**

| Account Number              | Account Title                    | 2018<br>Actuals   | 2019<br>Budget    | 2020<br>Budget    |
|-----------------------------|----------------------------------|-------------------|-------------------|-------------------|
| <b>450</b>                  | <b>DISTRICT CLERK</b>            |                   |                   |                   |
| 51010-450                   | Salary - Elected Official        | \$ 74,584         | \$ 77,748         | \$ 81,635         |
| 51040-450                   | Salary - Deputies                | 104,311           | 113,414           | 118,139           |
| 51070-450                   | Salary - Part Time               | 3,185             | -                 | 15,834            |
| 51080-450                   | Salary - Overtime                | -                 | -                 | -                 |
| 52010-450                   | Medicare                         | 2,616             | 2,772             | 3,126             |
| 52020-450                   | Group Hospital Insurance         | 46,922            | 58,320            | 58,320            |
| 52030-450                   | Retirement                       | 27,342            | 29,305            | 33,053            |
| 52060-450                   | Unemployment                     | 307               | 193               | 188               |
| 52070-450                   | Alternate Retirement             | 13,764            | 14,911            | 16,817            |
|                             | <b>Total Personnel Costs</b>     | <b>273,029</b>    | <b>296,662</b>    | <b>327,113</b>    |
| 52100-450                   | Travel & Trip Costs              | 401               | 4,000             | 4,000             |
| 53300-450                   | Supplies                         | 11,792            | 20,783            | 20,783            |
| 53300-450-001               | Supplies - Inventory             | -                 | -                 | -                 |
| 54000-450                   | Professional Services            | 15,756            | -                 | -                 |
| 54100-450                   | Insurance & Bonds                | 595               | 2,500             | 2,500             |
| 54200-450                   | Telephone                        | 1,662             | 3,000             | 3,000             |
| 54510-450                   | Repair & Maintenance - Equipment | -                 | 1,000             | 1,000             |
| 54600-450                   | Rentals                          | 2,609             | 4,000             | 4,000             |
| 54850-450                   | Seminars & Association Dues      | 565               | 3,500             | 3,500             |
|                             | <b>Total Operating Supplies</b>  | <b>33,380</b>     | <b>38,783</b>     | <b>38,783</b>     |
| 55700-450                   | Machinery & Equipment            | -                 | -                 | -                 |
|                             | <b>Total Capital Outlay</b>      | <b>-</b>          | <b>-</b>          | <b>-</b>          |
| <b>TOTAL DISTRICT CLERK</b> |                                  | <b>\$ 306,409</b> | <b>\$ 335,445</b> | <b>\$ 365,896</b> |

**MATAGORDA COUNTY  
GENERAL FUND  
EXPENDITURES AND OTHER FINANCING USES  
2020**

| Account Number                 | Account Title                      | 2018<br>Actuals   | 2019<br>Budget    | 2020<br>Budget    |
|--------------------------------|------------------------------------|-------------------|-------------------|-------------------|
| <b>452</b>                     | <b>DISTRICT ATTORNEY</b>           |                   |                   |                   |
| 51030-452                      | Salary - Assistant DA              | \$ 207,166        | \$ 218,804        | \$ 233,051        |
| 51040-452                      | Salary - Investigator              | 98,524            | 124,367           | 130,595           |
| 51050-452                      | Salary - Secretarial               | 128,821           | 138,100           | 145,011           |
| 51060-452                      | Salary - Victim Assist Coordinator | 34,271            | 31,361            | 32,924            |
| 51070-452                      | Salary - Part Time                 | 23,531            | 17,680            | 17,680            |
| 51080-452                      | Salary - Overtime                  | 28                | -                 | -                 |
| 52010-452                      | Medicare                           | 7,100             | 7,690             | 8,109             |
| 52020-452                      | Group Hospital Insurance           | 98,964            | 111,480           | 103,740           |
| 52030-452                      | Retirement                         | 73,147            | 79,145            | 83,024            |
| 52060-452                      | Unemployment                       | 1,315             | 902               | 783               |
| 52070-452                      | Alternate Retirement               | 36,852            | 41,364            | 43,622            |
|                                | <b>Total Personnel Costs</b>       | <b>709,721</b>    | <b>770,893</b>    | <b>798,540</b>    |
| 52100-452                      | Travel & Trip Costs                | 6,830             | 4,000             | 4,000             |
| 53300-452                      | Supplies                           | 38,215            | 25,000            | 25,000            |
| 53300-452-001                  | Supplies - Inventory               | -                 | -                 | -                 |
| 54000-452                      | Professional Services              | 806               | -                 | -                 |
| 53310-452                      | Fuel Cost                          | 25                | 3,000             | 3,000             |
| 54070-452                      | Capital Murder Expenses            | 932               | 20,000            | 20,000            |
| 54100-452                      | Insurance & Bonds                  | 210               | 250               | 250               |
| 54200-452                      | Telephone                          | 6,229             | 7,000             | 7,000             |
| 54510-452                      | Repair & Maintenance - Equipment   | 356               | 1,000             | 1,000             |
| 54600-452                      | Rentals                            | 4,969             | -                 | -                 |
| 54850-452                      | Seminars & Association Dues        | 4,236             | 2,500             | 2,500             |
|                                | <b>Total Operating Costs</b>       | <b>62,807</b>     | <b>62,750</b>     | <b>62,750</b>     |
| 55700-452                      | Machinery & Equipment              | -                 | -                 | -                 |
|                                | <b>Total Capital Outlay</b>        | <b>-</b>          | <b>-</b>          | <b>-</b>          |
| <b>TOTAL DISTRICT ATTORNEY</b> |                                    | <b>\$ 772,528</b> | <b>\$ 833,643</b> | <b>\$ 861,290</b> |

**MATAGORDA COUNTY  
GENERAL FUND  
EXPENDITURES AND OTHER FINANCING USES  
2020**

| Account Number                | Account Title                                | 2018<br>Actuals   | 2019<br>Budget    | 2020<br>Budget    |
|-------------------------------|--|-------------------|-------------------|-------------------|
| <b>461</b>                    | <b>JUSTICE OF THE PEACE<br/>PRECINCT # 1</b> |                   |                   |                   |
| 51010-461                     | Salary - Elected Official                    | \$ 49,778         | \$ 51,900         | \$ 54,495         |
| 51050-461                     | Salary - Clerks                              | 59,594            | 62,987            | 57,969            |
| 51070-461                     | Salary - Part Time                           | -                 | -                 | -                 |
| 51080-461                     | Salary - Overtime                            | 308               | 500               | 500               |
| 52010-461                     | Medicare                                     | 1,584             | 1,673             | 1,638             |
| 52020-461                     | Group Hospital Insurance                     | 33,960            | 33,960            | 33,960            |
| 52030-461                     | Retirement                                   | 16,845            | 17,689            | 17,317            |
| 52060-461                     | Unemployment                                 | 161               | 108               | 82                |
| 52070-461                     | Alternate Retirement                         | 8,424             | 8,968             | 8,779             |
|                               | <b>Total Personnel Costs</b>                 | <b>170,654</b>    | <b>177,785</b>    | <b>174,741</b>    |
| 52100-461                     | Travel & Trip Costs                          | 569               | 2,000             | 3,000             |
| 53300-461                     | Supplies                                     | 5,778             | 6,500             | 7,000             |
| 54030.461                     | Juror Expense                                | -                 | 500               | 500               |
| 54200-461                     | Telephone                                    | 1,595             | 1,200             | 1,200             |
| 54510-461                     | Repair & Maintenance - Equipment             | -                 | 300               | 300               |
| 54600-461                     | Rentals                                      | 2,131             | 2,300             | 2,300             |
| 54850-461                     | Seminars & Association Dues                  | 210               | 600               | 600               |
|                               | <b>Total Operating Costs</b>                 | <b>10,283</b>     | <b>13,400</b>     | <b>14,900</b>     |
| <b>TOTAL PRECINCT # 1 J P</b> |  | <b>\$ 180,937</b> | <b>\$ 191,185</b> | <b>\$ 189,641</b> |

**MATAGORDA COUNTY  
GENERAL FUND  
EXPENDITURES AND OTHER FINANCING USES  
2020**

| Account Number                | Account Title                                | 2018<br>Actuals   | 2019<br>Budget    | 2020<br>Budget    |
|-------------------------------|--|-------------------|-------------------|-------------------|
| <b>462</b>                    | <b>JUSTICE OF THE PEACE<br/>PRECINCT # 2</b> |                   |                   |                   |
| 51010-462                     | Salary - Elected Official                    | \$ 49,778         | \$ 51,900         | \$ 54,495         |
| 51050-462                     | Salary - Clerks                              | 66,932            | 64,792            | 68,027            |
| 51070-462                     | Salary - Part Time                           | -                 | 4,000             | 4,000             |
| 51080-462                     | Salary - Overtime                            | -                 | -                 | -                 |
| 52010-462                     | Medicare                                     | 985               | 1,750             | 1,835             |
| 52020-462                     | Group Hospital Insurance                     | 28,800            | 28,800            | 33,960            |
| 52030-462                     | Retirement                                   | 17,883            | 17,889            | 18,783            |
| 52060-462                     | Unemployment                                 | 180               | 117               | 101               |
| 52070-462                     | Alternate Retirement                         | 8,924             | 9,414             | 9,869             |
|                               | <b>Total Personnel Costs</b>                 | <b>173,482</b>    | <b>178,661</b>    | <b>191,069</b>    |
| 52100-462                     | Travel & Trip Costs                          | 6,718             | 7,800             | 8,800             |
| 53300-462                     | Supplies                                     | 1,449             | 5,000             | 5,000             |
| 54030-462                     | Juror Expense                                | -                 | 200               | 200               |
| 54200-462                     | Telephone                                    | 3,361             | 3,000             | 3,000             |
| 54410-462                     | Utilities                                    | 4,937             | 6,000             | 6,000             |
| 54500-462                     | Repair & Maintenance - Building              | -                 | 80                | 80                |
| 54510-462                     | Repair & Maintenance - Equipment             | -                 | -                 | -                 |
| 54600-462                     | Rentals                                      | 2,620             | -                 | -                 |
| 54850-462                     | Seminars & Association Dues                  | 380               | 300               | 2,000             |
|                               | <b>Total Operating Costs</b>                 | <b>19,465</b>     | <b>22,380</b>     | <b>25,080</b>     |
| <b>TOTAL PRECINCT # 2 J P</b> |  | <b>\$ 192,947</b> | <b>\$ 201,041</b> | <b>\$ 216,149</b> |



**MATAGORDA COUNTY  
GENERAL FUND  
EXPENDITURES AND OTHER FINANCING USES  
2020**

| Account Number                | Account Title                                | 2018<br>Actuals   | 2019<br>Budget    | 2020<br>Budget    |
|-------------------------------|--|-------------------|-------------------|-------------------|
| <b>463</b>                    | <b>JUSTICE OF THE PEACE<br/>PRECINCT # 3</b> |                   |                   |                   |
| 51010-463                     | Salary - Elected Official                    | \$ 49,778         | \$ 51,900         | \$ 54,495         |
| 51050-463                     | Salary - Clerks                              | 53,144            | 55,878            | 58,673            |
| 51070-463                     | Salary - Part Time                           | -                 | -                 | -                 |
| 51080-463                     | Salary - Overtime                            | -                 | -                 | -                 |
| 52010-463                     | Medicare                                     | 1,365             | 1,563             | 1,641             |
| 52020-463                     | Group Hospital Insurance                     | 33,960            | 33,960            | 33,960            |
| 52030-463                     | Retirement                                   | 15,775            | 16,522            | 17,349            |
| 52060-463                     | Unemployment                                 | 226               | 95                | 82                |
| 52070-463                     | Alternate Retirement                         | 7,872             | 8,407             | 8,827             |
|                               | <b>Total Personnel Costs</b>                 | <b>162,119</b>    | <b>168,325</b>    | <b>175,027</b>    |
| 52100-463                     | Travel & Trip Costs                          | 557               | 3,100             | 3,100             |
| 53300-463                     | Supplies                                     | 1,186             | 2,300             | 2,300             |
| 54000-463                     | Professional Services                        | 100               | -                 | -                 |
| 54030-463                     | Juror Expense                                | -                 | 100               | 100               |
| 54200-463                     | Telephone                                    | 4,744             | 3,100             | 3,100             |
| 54600-463                     | Rentals                                      | 108               | -                 | -                 |
| 54850-463                     | Seminars & Association Dues                  | 95                | 150               | 150               |
|                               | <b>Total Operating Costs</b>                 | <b>6,789</b>      | <b>8,750</b>      | <b>8,750</b>      |
| <b>TOTAL PRECINCT # 3 J P</b> |  | <b>\$ 168,908</b> | <b>\$ 177,075</b> | <b>\$ 183,777</b> |

**MATAGORDA COUNTY  
GENERAL FUND  
EXPENDITURES AND OTHER FINANCING USES  
2020**

| Account Number                | Account Title                                | 2018<br>Actuals   | 2019<br>Budget    | 2020<br>Budget    |
|-------------------------------|--|-------------------|-------------------|-------------------|
| <b>464</b>                    | <b>JUSTICE OF THE PEACE<br/>PRECINCT # 4</b> |                   |                   |                   |
| 51010-464                     | Salary - Elected Official                    | \$ 49,808         | \$ 51,900         | \$ 54,495         |
| 51050-464                     | Salary - Clerks                              | 26,357            | 51,128            | 52,492            |
| 51070-464                     | Salary - Part Time                           | 10,412            | -                 | -                 |
| 51080-464                     | Salary - Overtime                            | -                 | -                 | -                 |
| 52010-464                     | Medicare                                     | 1,235             | 1,494             | 1,551             |
| 52020-464                     | Group Hospital Insurance                     | 24,360            | 36,540            | 36,540            |
| 52030-464                     | Retirement                                   | 13,122            | 15,794            | 16,401            |
| 52060-464                     | Unemployment                                 | 99                | 87                | 73                |
| 52070-464                     | Alternate Retirement                         | 6,172             | 8,036             | 8,345             |
|                               | <b>Total Personnel Costs</b>                 | <b>131,563</b>    | <b>164,979</b>    | <b>169,898</b>    |
| 52100-464                     | Travel & Trip Costs                          | 1,808             | 2,000             | 3,944             |
| 53300-464                     | Supplies                                     | 2,983             | 2,500             | 2,500             |
| 54030-464                     | Juror Expense                                |                   | 275               | 275               |
| 54200-464                     | Telephone                                    | 3,186             | 3,250             | 3,250             |
| 54410-464                     | Utilities                                    | 1,240             | 1,500             | 1,500             |
| 54510-464                     | Repair & Maintenance - Equipment             |                   | 200               | 200               |
| 54600-464                     | Rentals                                      | 56                | -                 | -                 |
| 54850-464                     | Seminars & Association Dues                  | 150               | 1,500             | 1,500             |
|                               | <b>Total Operating Costs</b>                 | <b>9,422</b>      | <b>11,225</b>     | <b>13,169</b>     |
| <b>TOTAL PRECINCT # 4 J P</b> |  | <b>\$ 140,985</b> | <b>\$ 176,204</b> | <b>\$ 183,067</b> |

**MATAGORDA COUNTY  
GENERAL FUND  
EXPENDITURES AND OTHER FINANCING USES  
2020**

| Account Number                | Account Title                                | 2018<br>Actuals   | 2019<br>Budget    | 2020<br>Budget    |
|-------------------------------|--|-------------------|-------------------|-------------------|
| <b>466</b>                    | <b>JUSTICE OF THE PEACE<br/>PRECINCT # 6</b> |                   |                   |                   |
| 51010-466                     | Salary - Elected Official                    | \$ 49,778         | \$ 51,900         | \$ 54,495         |
| 51050-466                     | Salary - Full Time                           | 22,935            | 26,146            | 27,664            |
| 52010-466                     | Medicare                                     | 1,127             | 1,132             | 1,191             |
| 52020-466                     | Group Hospital Insurance                     | 12,180            | 12,180            | 3,066             |
| 52030-466                     | Retirement                                   | 11,178            | 11,964            | 12,595            |
| 52060-466                     | Unemployment                                 | 62                | 44                | 39                |
| 52070-466                     | Alternate Retirement                         | 5,578             | 6,088             | 6,408             |
|                               | <b>Total Personnel Costs</b>                 | <b>102,837</b>    | <b>109,454</b>    | <b>105,459</b>    |
| 52100-466                     | Travel & Trip Costs                          | 3,193             | 2,000             | 4,500             |
| 53300-466                     | Supplies                                     | 989               | 1,000             | 3,265             |
| 54030-466                     | Juror Expense                                |                   | 200               | 200               |
| 54200-466                     | Telephone                                    | 1,707             | 1,800             | 2,500             |
| 54410-466                     | Utilities                                    | 1,000             | 1,200             | 1,200             |
| 54510-466                     | Repair & Maintenance - Equipment             | -                 | 150               | 250               |
| 54500-466                     | Repair & Maintenance - Building              | -                 | -                 | 12,500            |
| 54850-466                     | Seminars & Association Dues                  | 210               | 200               | 1,845             |
|                               | <b>Total Operating Costs</b>                 | <b>7,099</b>      | <b>6,550</b>      | <b>26,260</b>     |
| <b>TOTAL PRECINCT # 6 J P</b> |  | <b>\$ 109,936</b> | <b>\$ 116,004</b> | <b>\$ 131,719</b> |

**MATAGORDA COUNTY  
GENERAL FUND  
EXPENDITURES AND OTHER FINANCING USES  
2020**

| Account Number               | Account Title                | 2018<br>Actuals   | 2019<br>Budget    | 2020<br>Budget    |
|------------------------------|------------------------------|-------------------|-------------------|-------------------|
| <b>475</b>                   | <b>COUNTY ATTORNEY</b>       |                   |                   |                   |
| 51010-475                    | Salary - Elected Official    | \$ 108,238        | \$ 112,748        | \$ 116,636        |
| 51030-475                    | Salary - Assistants          | 59,458            | 66,283            | 69,597            |
| 51050-475                    | Salary - Secretarial         | 93,436            | 93,182            | 89,947            |
| 51070-475                    | Salary - Part Time           | 6,280             | -                 | -                 |
| 51080-475                    | Salary - Overtime            | -                 | 1,500             | 1,500             |
| 52010-475                    | Medicare                     | 3,917             | 3,969             | 4,026             |
| 52020-475                    | Group Hospital Insurance     | 37,940            | 53,160            | 53,160            |
| 52030-475                    | Retirement                   | 40,504            | 41,960            | 42,568            |
| 52060-475                    | Unemployment                 | 432               | 274               | 225               |
| 52070-475                    | Alternate Retirement         | 20,426            | 21,254            | 21,564            |
|                              | <b>Total Personnel Costs</b> | <b>370,630</b>    | <b>394,330</b>    | <b>399,223</b>    |
| 52100-475                    | Travel & Trip Costs          | 3,705             | 3,000             | 7,000             |
| 53300-475                    | Supplies                     | 19,269            | 20,250            | 20,250            |
| 53300-475-001                | Supplies Inventory           | 2,379             | 3,800             | 3,800             |
| 54000-475                    | Professional Services        | 1,410             | 1,700             | 1,700             |
| 54200-475                    | Telephone                    | 3,923             | 3,810             | 4,530             |
| 54500-475                    | Building Repairs             | 5,570             | -                 | -                 |
| 54850-475                    | Seminars & Association Dues  | 2,893             | 3,700             | 5,000             |
|                              | <b>Total Operating Costs</b> | <b>39,149</b>     | <b>36,260</b>     | <b>42,280</b>     |
| 55700-475                    | Machinery & Equipment        | -                 | -                 | -                 |
|                              | <b>Total Capital Outlay</b>  | <b>-</b>          | <b>-</b>          | <b>-</b>          |
| <b>TOTAL COUNTY ATTORNEY</b> |                              | <b>\$ 409,779</b> | <b>\$ 430,590</b> | <b>\$ 441,503</b> |

**MATAGORDA COUNTY  
GENERAL FUND  
EXPENDITURES AND OTHER FINANCING USES  
2020**

| Account Number              | Account Title                    | 2018<br>Actuals   | 2019<br>Budget    | 2020<br>Budget    |
|-----------------------------|----------------------------------|-------------------|-------------------|-------------------|
| <b>490</b>                  | <b>ELECTION COSTS</b>            |                   |                   |                   |
| 51020-490                   | Salary - Appointed               | \$ 51,004         | \$ 15,000         | \$ 42,504         |
| 51070-490                   | Salary - Part Time               | 3,083             | -                 | -                 |
| 51080-490                   | Salary - Overtime                |                   | 2,300             | 5,000             |
| 52010-490                   | Medicare                         | 373               | 251               | 689               |
| 52030-490                   | Retirement                       |                   | 353               | 767               |
| 52060-490                   | Unemployment                     |                   | 29                | 67                |
| 52070-490                   | Alternate Retirement             | 135               | 33                | 73                |
|                             | <b>Total Personnel Costs</b>     | <b>54,594</b>     | <b>17,966</b>     | <b>49,098</b>     |
| 53300-490                   | Supplies                         | 12,161            | 5,000             | 12,000            |
| 54200-490                   | Telephone                        | 3,761             | 3,500             | 3,500             |
| 54510-490                   | Repair & Maintenance - Equipment | 2,690             | 6,660             | 3,000             |
| 54800-490                   | Other Services                   | 29,075            | 22,000            | 30,000            |
|                             | <b>Total Operating Costs</b>     | <b>47,687</b>     | <b>37,160</b>     | <b>48,500</b>     |
| 55700-490                   | Machinery & Equipment            |                   | -                 | 27,000            |
| 56390-490                   | Debt Service Principal           | 87,322            | 89,810            | 92,370            |
| 56790-490                   | Interest Expense                 | 7,681             | 5,192             | 2,633             |
|                             | <b>Total Capital Outlay</b>      | <b>95,002</b>     | <b>95,002</b>     | <b>122,003</b>    |
| <b>TOTAL ELECTION COSTS</b> |                                  | <b>\$ 197,284</b> | <b>\$ 150,128</b> | <b>\$ 219,601</b> |

**MATAGORDA COUNTY  
GENERAL FUND  
EXPENDITURES AND OTHER FINANCING USES  
2020**

| Account Number              | Account Title                    | 2018<br>Actuals   | 2019<br>Budget    | 2020<br>Budget    |
|-----------------------------|----------------------------------|-------------------|-------------------|-------------------|
| <b>495</b>                  | <b>COUNTY AUDITOR</b>            |                   |                   |                   |
| 51020-495                   | Salary - Appointed               | \$ 78,046         | \$ 81,348         | \$ 85,235         |
| 51030-495                   | Salary - Assistants              | 196,947           | 206,425           | 216,754           |
| 51070-495                   | Salary - Part Time               | -                 | -                 | -                 |
| 51080-495                   | Salary - Overtime                | -                 | -                 | -                 |
| 52010-495                   | Medicare                         | 3,928             | 4,173             | 4,379             |
| 52020-495                   | Group Hospital Insurance         | 67,920            | 67,920            | 67,920            |
| 52030-495                   | Retirement                       | 42,009            | 44,116            | 46,295            |
| 52060-495                   | Unemployment                     | 740               | 489               | 423               |
| 52070-495                   | Alternate Retirement             | 20,964            | 22,446            | 23,555            |
|                             | <b>Total Personnel Costs</b>     | <b>410,553</b>    | <b>426,917</b>    | <b>444,561</b>    |
| 52100-495                   | Travel & Trip Costs              | 3,231             | 5,000             | 5,000             |
| 53300-495                   | Supplies                         | 6,393             | 12,000            | 12,000            |
| 53300-495-001               | Supplies - Inventory             | -                 | -                 | -                 |
| 54000-495                   | Professional Services            | -                 | -                 | -                 |
| 54100-495                   | Insurance & Bonds                | 93                | -                 | -                 |
| 54200-495                   | Telephone                        | 4,287             | 1,700             | 1,700             |
| 54510-495                   | Repair & Maintenance - Equipment | 595               | -                 | -                 |
| 54600-495                   | Rentals                          | 38                | -                 | -                 |
| 54850-495                   | Seminars & Association Dues      | 2,575             | 3,700             | 3,700             |
|                             | <b>Total Operating Costs</b>     | <b>17,210</b>     | <b>22,400</b>     | <b>22,400</b>     |
| 55700-495                   | Machinery & Equipment            | -                 | -                 | -                 |
| 56390-495                   | Debt Principal                   | 30,530            | 31,508            | -                 |
| 56790-495                   | Interest Expense                 | 1,962             | 984               | -                 |
|                             | <b>Total Capital Outlay</b>      | <b>32,492</b>     | <b>32,492</b>     | <b>-</b>          |
| <b>TOTAL COUNTY AUDITOR</b> |                                  | <b>\$ 460,255</b> | <b>\$ 481,809</b> | <b>\$ 466,961</b> |

**MATAGORDA COUNTY  
GENERAL FUND  
EXPENDITURES AND OTHER FINANCING USES  
2020**

| Account Number               | Account Title                    | 2018<br>Actuals   | 2019<br>Budget    | 2020<br>Budget    |
|------------------------------|----------------------------------|-------------------|-------------------|-------------------|
| <b>496</b>                   | <b>HUMAN RESOURCES</b>           |                   |                   |                   |
| 51020-496                    | Salary - Appointed               | \$ 7,753          | \$ 66,150         | \$ 69,457         |
| 51030-496                    | Salary - Assistants              | 57,431            | 60,946            | 63,983            |
| 51050-496                    | Salary - Secretary               | 23,842            | 24,891            | 24,891            |
| 51080-496                    | Salary - Overtime                | -                 | -                 | -                 |
| 52010-496                    | Medicare                         | 1,221             | 2,204             | 2,296             |
| 52020-496                    | Group Hospital Insurance         | 30,365            | 43,560            | 43,560            |
| 52030-496                    | Retirement                       | 13,140            | 23,300            | 24,272            |
| 52060-496                    | Unemployment                     | 218               | 199               | 171               |
| 52070-496                    | Alternate Retirement             | 6,557             | 11,855            | 12,350            |
|                              | <b>Total Personnel Costs</b>     | <b>140,528</b>    | <b>233,105</b>    | <b>240,980</b>    |
| 52100-496                    | Travel & Trip Costs              | 775               | 4,000             | 4,000             |
| 53300-496                    | Supplies                         | 14,915            | 8,000             | 8,000             |
| 53300-496-001                | Supplies - Inventory             | -                 | -                 | -                 |
| 54000-496                    | Professional Services            | -                 | -                 | -                 |
| 54200-496                    | Telephone                        | 2,705             | 2,000             | 2,000             |
| 54200-496                    | Telephone                        | 38                | -                 | -                 |
| 54510-496                    | Repair & Maintenance - Equipment | -                 | -                 | -                 |
| 54850-496                    | Seminars & Association Dues      | 230               | 2,500             | 2,500             |
|                              | <b>Total Operating Costs</b>     | <b>18,662</b>     | <b>16,500</b>     | <b>16,500</b>     |
| 55700-496                    | Machinery & Equipment            | -                 | -                 | -                 |
|                              | <b>Total Capital Outlay</b>      | <b>-</b>          | <b>-</b>          | <b>-</b>          |
| <b>TOTAL HUMAN RESOURCES</b> |                                  | <b>\$ 159,190</b> | <b>\$ 249,605</b> | <b>\$ 257,480</b> |

**MATAGORDA COUNTY  
GENERAL FUND  
EXPENDITURES AND OTHER FINANCING USES  
2020**

| Account Number                | Account Title                    | 2018<br>Actuals   | 2019<br>Budget    | 2020<br>Budget    |
|-------------------------------|----------------------------------|-------------------|-------------------|-------------------|
| <b>497</b>                    | <b>COUNTY TREASURER</b>          |                   |                   |                   |
| 51010-497                     | Salary - Elected Official        | \$ 74,584         | \$ 77,748         | \$ 81,635         |
| 51040-497                     | Salary - Deputies                | 34,698            | 36,489            | 34,707            |
| 51080-497                     | Salary - Overtime                | -                 | -                 | -                 |
| 52010-497                     | Medicare                         | 1,531             | 1,656             | 1,687             |
| 52020-497                     | Group Hospital Insurance         | 24,360            | 24,360            | 21,780            |
| 52030-497                     | Retirement                       | 16,740            | 17,513            | 17,835            |
| 52060-497                     | Unemployment                     | 101               | 62                | 49                |
| 52070-497                     | Alternate Retirement             | 8,354             | 8,911             | 9,075             |
|                               | <b>Total Personnel Costs</b>     | <b>160,368</b>    | <b>166,739</b>    | <b>166,768</b>    |
| 52100-497                     | Travel & Trip Costs              | 1,971             | 3,500             | 3,500             |
| 53300-497                     | Supplies                         | 10,314            | 11,000            | 11,000            |
| 53300-497-001                 | Supplies - Inventory             | -                 | -                 | -                 |
| 54100-497                     | Insurance & Bonds                | 900               | 1,700             | 1,300             |
| 54200-497                     | Telephone                        | 2,135             | 2,000             | 2,000             |
| 54510-497                     | Repair & Maintenance - Equipment | 540               | 500               | 900               |
| 54600-497                     | Rental                           | 38                | -                 | -                 |
| 54800-497                     | Other Services                   | -                 | 500               | 500               |
| 54850-497                     | Seminars & Association Dues      | 780               | 975               | 975               |
|                               | <b>Total Operating Costs</b>     | <b>16,677</b>     | <b>20,175</b>     | <b>20,175</b>     |
| 55700-497                     | Machinery & Equipment            | -                 | -                 | -                 |
|                               | <b>Total Capital Outlay</b>      | <b>-</b>          | <b>-</b>          | <b>-</b>          |
| <b>TOTAL COUNTY TREASURER</b> |                                  | <b>\$ 177,045</b> | <b>\$ 186,914</b> | <b>\$ 186,943</b> |



**MATAGORDA COUNTY  
GENERAL FUND  
EXPENDITURES AND OTHER FINANCING USES  
2020**

| Account Number                             | Account Title                        | 2018<br>Actuals   | 2019<br>Budget    | 2020<br>Budget    |
|--|--------------------------------------|-------------------|-------------------|-------------------|
| <b>499</b>                                 | <b>COUNTY TAX ASSESSOR-COLLECTOR</b> |                   |                   |                   |
| 51010-499                                  | Salary - Elected Official            | \$ 74,614         | \$ 77,748         | \$ 81,635         |
| 51040-499                                  | Salary - Deputies                    | 290,481           | 324,011           | 333,518           |
| 51070-499                                  | Salary - Part Time-Full Time         | 19,048            | 17,500            | 17,500            |
| 51080-499                                  | Salary - Overtime                    | 5,665             | 12,050            | 12,050            |
| 52010-499                                  | Medicare                             | 5,607             | 6,254             | 6,448             |
| 52020-499                                  | Group Hospital Insurance             | 116,404           | 130,680           | 122,940           |
| 52030-499                                  | Retirement                           | 58,555            | 63,437            | 65,490            |
| 52060-499                                  | Unemployment                         | 861               | 601               | 508               |
| 52070-499                                  | Alternate Retirement                 | 29,146            | 32,877            | 33,922            |
|  | <b>Total Personnel Costs</b>         | <b>600,381</b>    | <b>665,157</b>    | <b>674,012</b>    |
| 52100-499                                  | Travel & Trip Costs                  | 2,505             | 6,000             | 6,000             |
| 53300-499                                  | Supplies                             | 51,362            | 57,500            | 57,500            |
| 53300-499-001                              | Supplies - Inventory                 | -                 | -                 | -                 |
| 54000-499                                  | Professional Services                | 225               | 1,000             | 1,000             |
| 54100-499                                  | Insurance & Bonds                    | -                 | 2,000             | 2,000             |
| 54200-499                                  | Telephone                            | 2,488             | 7,500             | 7,500             |
| 54300-499                                  | Advertising                          | 1,323             | 1,200             | 1,200             |
| 54510-499                                  | Repair & Maintenance - Equipment     | -                 | 1,000             | 1,000             |
| 54600-499                                  | Rentals                              | 2,490             | 3,000             | 3,000             |
| 54850-499                                  | Seminars & Association Dues          | 630               | 1,500             | 1,500             |
|  | <b>Total Operating Costs</b>         | <b>61,023</b>     | <b>80,700</b>     | <b>80,700</b>     |
| 55700-499                                  | Machinery & Equipment                | -                 | -                 | -                 |
|  | <b>Total Capital Outlay</b>          | <b>-</b>          | <b>-</b>          | <b>-</b>          |
| <b>TOTAL COUNTY TAX ASSESSOR-COLLECTOR</b> |                                      | <b>\$ 661,404</b> | <b>\$ 745,857</b> | <b>\$ 754,712</b> |

**MATAGORDA COUNTY  
GENERAL FUND  
EXPENDITURES AND OTHER FINANCING USES  
2020**

| Account Number                    | Account Title                    | 2018<br>Actuals   | 2019<br>Budget    | 2020<br>Budget    |
|-----------------------------------|----------------------------------|-------------------|-------------------|-------------------|
| <b>503</b>                        | <b>INFORMATION SERVICES</b>      |                   |                   |                   |
| 51020-503                         | Salary - Appointed               | \$ 64,279         | \$ 67,477         | \$ 70,844         |
| 51030-503                         | Salary - Assistants              | 33,500            | 35,125            | 36,885            |
| 51080-503                         | Salary - Overtime                | -                 | -                 | -                 |
| 52010-503                         | Medicare                         | 1,430             | 1,488             | 1,562             |
| 52020-503                         | Group Hospital Insurance         | 21,780            | 21,780            | 21,780            |
| 52030-503                         | Retirement                       | 15,152            | 15,729            | 16,515            |
| 52060-503                         | Unemployment                     | 267               | 174               | 151               |
| 52070-503                         | Alternate Retirement             | 7,561             | 8,003             | 8,403             |
|                                   | <b>Total Personnel Costs</b>     | <b>143,968</b>    | <b>149,775</b>    | <b>156,140</b>    |
| 52100-503                         | Travel & Trip costs              | 1,694             | 3,000             | 4,000             |
| 53300-503                         | Supplies                         | 39,050            | 40,000            | 40,000            |
| 53300-503-001                     | Supplies - Inventory             | 12,357            | -                 | -                 |
| 54000-503                         | Professional Services            | 1,612             | 6,000             | 12,000            |
| 54200-503                         | Telephone                        | 2,026             | 2,500             | 2,500             |
| 54470-503                         | Software Maintenance             | 231,537           | 243,885           | 242,850           |
| 54510-503                         | Repair & Maintenance - Equipment | -                 | 30,000            | 30,000            |
| 54600-503                         | Rentals                          | 117               | 11,070            | 11,745            |
| 54850-503                         | Seminars & Association Dues      | 175               | 4,000             | 4,000             |
|                                   | <b>Total Operating Costs</b>     | <b>288,567</b>    | <b>340,455</b>    | <b>347,095</b>    |
| 55700-503                         | Machinery & Equipment            | -                 | 46,400            | 28,800            |
|                                   | <b>Total Capital Outlay</b>      | <b>-</b>          | <b>46,400</b>     | <b>28,800</b>     |
| <b>TOTAL INFORMATION SERVICES</b> |                                  | <b>\$ 432,536</b> | <b>\$ 536,630</b> | <b>\$ 532,035</b> |

**MATAGORDA COUNTY  
GENERAL FUND  
EXPENDITURES AND OTHER FINANCING USES  
2020**

| Account Number                      | Account Title                    | 2018<br>Actuals   | 2019<br>Budget    | 2020<br>Budget    |
|-------------------------------------|----------------------------------|-------------------|-------------------|-------------------|
| <b>508</b>                          | <b>COUNTY OFFICE BUILDING</b>    |                   |                   |                   |
| 53300-508                           | Supplies                         | \$ 3,331          | \$ 6,500          | \$ 6,500          |
| 53300-508-001                       | Supplies - Inventory             | -                 | -                 | -                 |
| 54000-508                           | Professional Services            | -                 | 500               | 500               |
| 54200-508                           | Telephone                        | 50,459            | 1,500             | 51,000            |
| 54410-508                           | Utilities                        | 38,967            | 50,000            | 50,000            |
| 54500-508                           | Repair & Maintenance - Building  | 27,638            | 27,800            | 27,800            |
| 54510-508                           | Repair & Maintenance - Equipment | 4,844             | 18,400            | 18,400            |
| 54600-508                           | Rental                           | 11,724            | 5,500             | 5,500             |
| 54800-508                           | Janitorial Service               | 19,800            | 19,800            | 19,800            |
|                                     | <b>Total Operating Costs</b>     | <b>156,763</b>    | <b>130,000</b>    | <b>179,500</b>    |
| 55700-508                           | Machinery & Equipment            | 8,336             | -                 | -                 |
|                                     | <b>Total Capital Outlay</b>      | <b>8,336</b>      | <b>-</b>          | <b>-</b>          |
| <b>TOTAL COUNTY OFFICE BUILDING</b> |                                  | <b>\$ 165,099</b> | <b>\$ 130,000</b> | <b>\$ 179,500</b> |

**MATAGORDA COUNTY  
GENERAL FUND  
EXPENDITURES AND OTHER FINANCING USES  
2020**

| Account Number                                 | Account Title                            | 2018<br>Actuals   | 2019<br>Budget    | 2020<br>Budget    |
|--|--|-------------------|-------------------|-------------------|
| <b>510</b>                                     | <b>COUNTY COURTHOUSE &amp; BUILDINGS</b> |                   |                   |                   |
| 51030-510                                      | Salary - Assistants                      | \$ 25,025         | \$ 26,146         | \$ 27,444         |
| 51070-510                                      | Salary - Temporary                       | -                 | -                 | -                 |
| 51080-510                                      | Salary - Overtime                        | 202               | 500               | 500               |
| 51090-510                                      | Salary - Supervisor                      | 33,476            | 33,892            | 35,587            |
| 52010-510                                      | Medicare                                 | 874               | 878               | 921               |
| 52020-510                                      | Group Hospital Insurance                 | 19,200            | 19,200            | 19,200            |
| 52030-510                                      | Retirement                               | 8,994             | 9,280             | 9,739             |
| 52060-510                                      | Unemployment                             | 161               | 103               | 89                |
| 52070-510                                      | Alternate Retirement                     | 4,527             | 4,690             | 4,924             |
|  | <b>Total Personnel Costs</b>             | <b>92,460</b>     | <b>94,689</b>     | <b>98,404</b>     |
| 53300-510                                      | Supplies                                 | 18,363.69         | 8,500             | 8,500             |
| 53310-510                                      | Fuel                                     | 342.08            | 600               | 600               |
| 54000-510                                      | Professional Services                    | 3,322.50          | 5,400             | 5,400             |
| 54200-510                                      | Telephone                                | 3,478.73          | 3,100             | 3,100             |
| 54410-510                                      | Utilities                                | 104,878.29        | 113,000           | 113,000           |
| 54500-510                                      | Repair & Maintenance - Building          | 50,623.75         | 40,000            | 40,000            |
| 54510-510                                      | Repair & Maintenance - Equipment         | 9,630.56          | 25,000            | 25,000            |
| 54600-510                                      | Rentals                                  | 7,009.77          | 25,000            | 25,000            |
| 54800-510                                      | Janitorial Service                       | 41,672            | 41,672            | 41,672            |
|  | <b>Total Operating Costs</b>             | <b>239,322</b>    | <b>262,272</b>    | <b>262,272</b>    |
| 55700-510                                      | Machinery & Equipment                    | 28,050            | -                 | -                 |
|  | <b>Total Capital Outlay</b>              | <b>28,050</b>     | <b>-</b>          | <b>-</b>          |
| <b>TOTAL COUNTY COURTHOUSE &amp; BUILDINGS</b> |  | <b>\$ 359,832</b> | <b>\$ 356,961</b> | <b>\$ 360,676</b> |

**MATAGORDA COUNTY  
GENERAL FUND  
EXPENDITURES AND OTHER FINANCING USES  
2020**

| Account Number           | Account Title                          | 2018<br>Actuals     | 2019<br>Budget      | 2020<br>Budget      |
|--------------------------|--|---------------------|---------------------|---------------------|
| <b>512</b>               | <b>COUNTY JAIL</b>                     |                     |                     |                     |
| 51030-512                | Salary - Assistant                     | \$ 46,313           | \$ 48,340           | \$ 50,768           |
| 51040-512                | Salary - Deputies                      | 1,133,224           | 1,276,141           | 1,330,070           |
| 51050-512                | Salary - Secretarial                   | 58,916              | 62,987              | 66,156              |
| 51070-512                | Salary - Part Time                     | 7,318               | 4,500               | 4,500               |
| 51080-512                | Salary - Overtime                      | 13,711              | 13,990              | 13,990              |
| 52010-512                | Medicare                               | 17,773              | 20,386              | 21,250              |
| 52020-512                | Group Hospital Insurance               | 373,697             | 397,920             | 390,180             |
| 52030-512                | Retirement                             | 191,340             | 214,844             | 223,969             |
| 52060-512                | Unemployment                           | 3,386               | 2,390               | 2,052               |
| 52070-512                | Alternate Retirement                   | 95,674              | 108,776             | 113,419             |
|                          | <b>Total Personnel Costs</b>           | <b>1,941,352</b>    | <b>2,150,275</b>    | <b>2,216,353</b>    |
| 52100-512                | Travel & Trip Costs                    | 1,333               | 3,000               | 3,000               |
| 53300-512                | Supplies                               | 42,962              | 55,000              | 55,000              |
| 53300-512                | Supplies - Inventory                   | -                   | -                   | -                   |
| 53310-512                | Fuel                                   | -                   | 200                 | 200                 |
| 53330-512                | Groceries For Prisoners                | 169,104             | 140,000             | 140,000             |
| 53340-512                | Medical For Prisoners                  | 8,273               | 13,500              | 13,500              |
| 53360-512                | Uniforms For Deputies                  | 962                 | 3,000               | 3,000               |
| 54000-512                | Professional Services                  | 3,242               | 14,000              | 14,000              |
| 54010-512                | Professional Services - Hospital Nurse | 21,964              | 48,000              | 48,000              |
| 54200-512                | Telephone                              | 3,420               | 4,320               | 4,320               |
| 54410-512                | Utilities                              | 112,872             | 130,000             | 130,000             |
| 54500-512                | Repair & Maintenance - Buildings       | 51,296              | 35,000              | 45,000              |
| 54510-512                | Repair & Maintenance - Equipment       | 8,862               | 35,000              | 35,000              |
| 54600-512                | Rentals                                | 7,190               | 6,000               | 6,000               |
| 54800-512                | Inmate Placement                       | -                   | -                   | -                   |
| 54850-512                | Seminars & Association Dues            | 25                  | 1,000               | 1,000               |
|                          | <b>Total Operating Costs</b>           | <b>431,506</b>      | <b>488,020</b>      | <b>498,020</b>      |
| 55700-512                | Machinery & Equipment                  | -                   | -                   | -                   |
|                          | <b>Total Capital Outlay</b>            | <b>-</b>            | <b>-</b>            | <b>-</b>            |
| <b>TOTAL COUNTY JAIL</b> |  | <b>\$ 2,372,858</b> | <b>\$ 2,638,295</b> | <b>\$ 2,714,373</b> |

**MATAGORDA COUNTY  
GENERAL FUND  
EXPENDITURES AND OTHER FINANCING USES  
2020**

| Account Number | Account Title                     | 2018<br>Actuals   | 2019<br>Budget    | 2020<br>Budget    |
|----------------|-----------------------------------|-------------------|-------------------|-------------------|
| <b>540</b>     | <b>AMBULANCE SERVICE</b>          |                   |                   |                   |
| 53300-540      | Supplies                          | \$ -              | \$ 2,500          | \$ -              |
| 53300-540-001  | Supplies, VFD Inventory Equipment | -                 | -                 | -                 |
| 53310-540      | Fuel                              | -                 | -                 | -                 |
| 54000-540      | Professional Services - Ambulance | 568,575           | 568,575           | 568,575           |
| 54010-540      | Professional - EMS Director       | 24,000            | 24,000            | 24,000            |
| 54510-540      | Repair & Maintenance - Equipment  | -                 | 1,200             | -                 |
| 54850-540      | Seminars & Training               | -                 | 1,000             | -                 |
|                | <b>Total Operating Costs</b>      | <b>592,575</b>    | <b>597,275</b>    | <b>592,575</b>    |
| 55700-540      | Machinery & Equipment             | -                 | -                 | -                 |
|                | <b>Total Capital Outlay</b>       | <b>-</b>          | <b>-</b>          | <b>-</b>          |
|                | <b>TOTAL AMBULANCE SERVICE</b>    | <b>\$ 592,575</b> | <b>\$ 597,275</b> | <b>\$ 592,575</b> |
| <b>543</b>     | <b>FIRE PROTECTION</b>            |                   |                   |                   |
| 54100-543      | Insurance - Fire Fighters         | \$ 9,125          | \$ 11,000         | \$ 11,000         |
| 54510-543-612  | Repair & Maint - Equipment Pct #1 | 1,840             | 5,000             | 5,000             |
| 54510-543-613  | Repair & Maint - Equipment Pct #2 | 22,600            | 5,000             | 5,000             |
| 54510-543-614  | Repair & Maint - Equipment Pct #3 | 9,223             | 5,000             | 5,000             |
| 54510-543-615  | Repair & Maint - Equipment Pct #4 | 28,982            | 5,000             | 5,000             |
| 54700-543      | Aid to Vol Fire Departments       | 24,200            | 19,800            | 28,200            |
| 54850-543      | Seminars & Training               | -                 | -                 | -                 |
|                | <b>Total Operating Costs</b>      | <b>95,970</b>     | <b>50,800</b>     | <b>59,200</b>     |
| 55700-543      | Machinery & Equipment             | 65,615            |                   |                   |
|                | <b>Total Capital Outlay</b>       | <b>65,615</b>     | <b>-</b>          | <b>-</b>          |
|                | <b>TOTAL FIRE PROTECTION</b>      | <b>\$ 161,585</b> | <b>\$ 50,800</b>  | <b>\$ 59,200</b>  |

**MATAGORDA COUNTY  
GENERAL FUND  
EXPENDITURES AND OTHER FINANCING USES  
2020**

| Account Number                | Account Title                    | 2018<br>Actuals  | 2019<br>Budget   | 2020<br>Budget   |
|-------------------------------|----------------------------------|------------------|------------------|------------------|
| <b>551</b>                    | <b>CONSTABLE PCT #1</b>          |                  |                  |                  |
| 51010-551                     | Salary - Elected Official        | \$ 10,359        | \$ 19,429        | \$ 20,400        |
| 52010-551                     | Medicare                         | 146              | 282              | 296              |
| 52020-551                     | Group Health Insurance           | 9,600            | 9,600            | 9,600            |
| 52030-551                     | Retirement                       | 1,538            | 2,978            | 3,127            |
| 52070-551                     | Alternate Retirement             | 768              | 1,515            | 1,591            |
|                               | <b>Total Personnel Costs</b>     | <b>22,411</b>    | <b>33,805</b>    | <b>35,015</b>    |
| 52100-551                     | Travel & Trip Costs              | 8,509            | 8,500            | 8,500            |
| 53300-551                     | Supplies                         | 287              | 1,200            | 1,200            |
| 54200-551                     | Telephone                        | 150              | 720              | 720              |
| 54510-551                     | Repair & Maintenance - Equipment | 702              | 900              | 900              |
| 54850-551                     | Seminars and Association Dues    | 60               | 1,800            | 1,800            |
|                               | <b>Total Operating Costs</b>     | <b>9,707</b>     | <b>13,120</b>    | <b>13,120</b>    |
| <b>TOTAL CONSTABLE PCT #1</b> |                                  | <b>\$ 32,118</b> | <b>\$ 46,925</b> | <b>\$ 48,135</b> |
| <b>552</b>                    | <b>CONSTABLE PCT #2</b>          |                  |                  |                  |
| 51010-552                     | Salary - Elected Official        | \$ 10,739        | \$ 19,429        | \$ 20,400        |
| 52010-552                     | Medicare                         | 138              | 282              | 296              |
| 52020-552                     | Group Health Insurance           | -                | -                | -                |
| 52030-552                     | Retirement                       | 1,515            | 2,978            | 3,127            |
| 52060-552                     | Unemployment                     | 1                | -                | -                |
| 52070-552                     | Alternate Retirement             | 756              | 1,515            | 1,591            |
|                               | <b>Total Personnel Costs</b>     | <b>13,150</b>    | <b>24,205</b>    | <b>25,415</b>    |
| 52100-552                     | Travel & Trip Costs              | 10,600           | 10,600           | 10,600           |
| 53300-552                     | Supplies                         | 752              | 1,000            | 1,000            |
| 54510-552                     | Repair & Maintenance - Equipment | -                | 150              | 150              |
| 54860-552                     | LEOSE Training                   | -                | 150              | 150              |
|                               | <b>Total Operating Costs</b>     | <b>11,352</b>    | <b>11,900</b>    | <b>11,900</b>    |
| 55700-552                     | Machinery & Equipment            | -                | -                | -                |
|                               | <b>Total Capital Outlay</b>      | <b>-</b>         | <b>-</b>         | <b>-</b>         |
| <b>TOTAL CONSTABLE PCT #2</b> |                                  | <b>\$ 24,502</b> | <b>\$ 36,105</b> | <b>\$ 37,315</b> |

**MATAGORDA COUNTY  
GENERAL FUND  
EXPENDITURES AND OTHER FINANCING USES  
2020**

| Account Number | Account Title                    | 2018<br>Actuals  | 2019<br>Budget   | 2020<br>Budget   |
|----------------|----------------------------------|------------------|------------------|------------------|
| <b>553</b>     | <b>CONSTABLE PCT #3</b>          |                  |                  |                  |
| 51010-553      | Salary - Elected Official        | \$ 10,359        | \$ 19,429        | \$ 20,400        |
| 52010-553      | Medicare                         | 143              | 282              | 296              |
| 52020-553      | Group Health Insurance           | 9,600            | 9,600            | 9,600            |
| 52030-553      | Retirement                       | 1,515            | 2,978            | 3,127            |
| 52070-553      | Alternate Retirement             | 756              | 1,515            | 1,591            |
|                | <b>Total Personnel Costs</b>     | <b>22,374</b>    | <b>33,805</b>    | <b>35,015</b>    |
| 52100-553      | Travel & Trip Costs              | 3,205            | 4,500            | 4,500            |
| 53300-553      | Supplies                         | -                | 130              | 130              |
| 54510-553      | Repair & Maintenance - Equipment | -                | 100              | 100              |
| 54850-553      | Seminars and Associaton Dues     | -                | -                | -                |
| 54860-553      | LEOSE Training                   | 60               | -                | -                |
|                | <b>Total Operating Costs</b>     | <b>3,265</b>     | <b>4,730</b>     | <b>4,730</b>     |
|                | <b>TOTAL CONSTABLE PCT #3</b>    | <b>\$ 25,639</b> | <b>\$ 38,535</b> | <b>\$ 39,745</b> |
| <b>554</b>     | <b>CONSTABLE PCT #4</b>          |                  |                  |                  |
| 51010-554      | Salary - Elected Official        | \$ 10,359        | \$ 19,429        | \$ 20,400        |
| 52010-554      | Medicare                         | 100              | 282              | 296              |
| 52020-554      | Group Health Insurance           | 2,880            | 3,060            | 3,060            |
| 52030-554      | Retirement                       | 1,515            | 2,978            | 3,127            |
| 52070-554      | Alternate Retirement             | 756              | 1,515            | 1,591            |
|                | <b>Total Personnel Cost</b>      | <b>15,610</b>    | <b>27,265</b>    | <b>28,475</b>    |
| 52100-554      | Travel & Trip Costs              | 4,013            | 3,750            | 3,750            |
| 53300-554      | Supplies                         | 52               | 200              | 200              |
| 54510-554      | Repair & Maintenance - Equipment | -                | 115              | 115              |
| 54850-554      | Seminars and Associaton Dues     | -                | -                | -                |
| 54860-554      | LEOSE Training                   | -                | -                | -                |
|                | <b>Total Operating Costs</b>     | <b>4,065</b>     | <b>4,065</b>     | <b>4,065</b>     |
| 55700-554      | Machinery & Equipment            | -                | -                | -                |
|                | <b>Total Capital Outlay</b>      | <b>-</b>         | <b>-</b>         | <b>-</b>         |
|                | <b>TOTAL CONSTABLE PCT #4</b>    | <b>\$ 19,675</b> | <b>\$ 31,330</b> | <b>\$ 32,540</b> |



**MATAGORDA COUNTY  
GENERAL FUND  
EXPENDITURES AND OTHER FINANCING USES  
2020**

| Account Number                | Account Title                    | 2018<br>Actuals  | 2019<br>Budget   | 2020<br>Budget   |
|-------------------------------|----------------------------------|------------------|------------------|------------------|
| <b>556</b>                    | <b>CONSTABLE PCT #6</b>          |                  |                  |                  |
| 51010-556                     | Salary - Elected Official        | \$ 10,739        | \$ 19,429        | \$ 20,400        |
| 52010-556                     | Medicare                         | 140              | 282              | 296              |
| 52020-556                     | Group Health Insurance           | -                | -                | -                |
| 52030-556                     | Retirement                       | 1,515            | 2,978            | 3,127            |
| 52070-556                     | Alternate Retirement             | 756              | 1,515            | 1,591            |
|                               | <b>Total Personnel Costs</b>     | <b>13,151</b>    | <b>24,205</b>    | <b>25,415</b>    |
| 52100-556                     | Travel & Trip Costs              | 13,154           | 10,600           | 10,600           |
| 53300-556                     | Supplies                         | 1,271            | 1,000            | 1,000            |
| 54510-556                     | Repair & Maintenance - Equipment | 2,717            | 3,000            | 3,000            |
| 54850-556                     | Seminars and Associaton Dues     | 642              | 1,000            | 1,000            |
| 54860-556                     | LEOSE Training                   | 495              | -                | -                |
|                               | <b>Total Operating Costs</b>     | <b>18,279</b>    | <b>15,600</b>    | <b>15,600</b>    |
| <b>TOTAL CONSTABLE PCT #6</b> |                                  | <b>\$ 31,430</b> | <b>\$ 39,805</b> | <b>\$ 41,015</b> |

**MATAGORDA COUNTY  
GENERAL FUND  
EXPENDITURES AND OTHER FINANCING USES  
2020**

| Account Number              | Account Title                       | 2018<br>Actuals     | 2019<br>Budget      | 2020<br>Budget      |
|-----------------------------|-------------------------------------|---------------------|---------------------|---------------------|
| <b>560</b>                  | <b>COUNTY SHERIFF</b>               |                     |                     |                     |
| 51010-560                   | Salary - Elected Official           | \$ 74,584           | \$ 77,748           | \$ 81,635           |
| 51040-560                   | Salary - Deputies                   | 1,670,094           | 1,732,836           | 1,897,269           |
| 51050-560                   | Salary - Secretarial                | 102,773             | 151,056             | 158,899             |
| 51070-560                   | Salary - Part Time                  | -                   | 1,500               | 1,500               |
| 51080-560                   | Salary - Overtime                   | 4,383               | 13,000              | 13,000              |
| 51080-560-200               | Salary - Overtime Border Star Grant | 57,962              | -                   | -                   |
| 51080-560-300               | Salary Overtime Stone Garden Grant  | 63,691              | -                   | -                   |
| 52010-560                   | Medicare                            | 28,826              | 28,654              | 31,208              |
| 52020-560                   | Group Hospital Insurance            | 493,385             | 452,940             | 466,800             |
| 52030-560                   | Retirement                          | 304,645             | 302,712             | 329,718             |
| 52060-560                   | Unemployment                        | 5,179               | 3,227               | 2,899               |
| 52070-560                   | Alternate Retirement                | 75,762              | 153,313             | 167,054             |
|                             | <b>Total Personnel Costs</b>        | <b>2,881,285</b>    | <b>2,916,988</b>    | <b>3,149,983</b>    |
| 52100-560                   | Travel & Trip Costs                 | 18,671              | 19,000              | 19,000              |
| 53300-560                   | Supplies                            | 39,256              | 51,550              | 51,550              |
| 53300-560-001               | Supplies - Inventory                | 55,458              | -                   | -                   |
| 53310-560                   | Fuel                                | 149,878             | 160,000             | 160,000             |
| 53360-560                   | Uniforms - Deputies                 | 11,591              | 8,000               | 8,000               |
| 54000-560                   | Professional Services               | 9,532               | 14,000              | 14,000              |
| 54100-560                   | Insurance & Bonds                   | 200                 | 500                 | 500                 |
| 54200-560                   | Telephone                           | 50,569              | 44,000              | 44,000              |
| 54260-560                   | Extradition Cost                    | 3,037               | 7,500               | 7,500               |
| 54300-560                   | Advertising                         | 387                 | 500                 | 500                 |
| 54410-560                   | Utilities                           | 15,720              | 20,000              | 20,000              |
| 54500-560                   | Repair & Maintenance - Building     | 14,916              | 8,000               | 10,000              |
| 54510-560                   | Repair & Maintenance - Equipment    | 82,019              | 75,000              | 75,000              |
| 54530-560                   | LCRA Radio Tower Grant              | -                   | -                   | -                   |
| 54600-560                   | Rentals                             | 3,002               | 2,000               | 3,000               |
| 54790-560                   | Narcotics Enforcement               | 813                 | 38,000              | 38,000              |
| 54850-560                   | Seminars & Training                 | 1,103               | 5,000               | 5,000               |
| 54860-560                   | LEOSE Training                      | 2,609               | -                   | -                   |
|                             | <b>Total Operating Costs</b>        | <b>458,762</b>      | <b>453,050</b>      | <b>456,050</b>      |
| 55700-560                   | Machinery & Equipment               | 156,832             | 90,000              | 90,000              |
|                             | <b>Total Capital Outlay</b>         | <b>156,832</b>      | <b>90,000</b>       | <b>90,000</b>       |
| <b>TOTAL COUNTY SHERIFF</b> |                                     | <b>\$ 3,496,879</b> | <b>\$ 3,460,038</b> | <b>\$ 3,696,033</b> |

**MATAGORDA COUNTY  
GENERAL FUND  
EXPENDITURES AND OTHER FINANCING USES  
2020**

| Account Number                        | Account Title                   | 2018<br>Actuals  | 2019<br>Budget   | 2020<br>Budget   |
|---------------------------------------|---------------------------------|------------------|------------------|------------------|
| <b>571</b>                            | <b>ADULT PROBATION</b>          |                  |                  |                  |
| 54200-571                             | Telephone                       | \$ 2,400         | \$ 2,500         | \$ 5,000         |
|                                       | <b>Total Operating Costs</b>    | <b>2,400</b>     | <b>2,500</b>     | <b>5,000</b>     |
| 55700-571                             | Machinery & Equipment           | -                | -                | -                |
|                                       | <b>Total Capital Outlay</b>     | <b>-</b>         | <b>-</b>         | <b>-</b>         |
| <b>TOTAL ADULT PROBATION</b>          |                                 | <b>\$ 2,400</b>  | <b>\$ 2,500</b>  | <b>\$ 5,000</b>  |
| <b>572</b>                            | <b>JUVENILE PROBATION BOARD</b> |                  |                  |                  |
| 51010-572                             | Salary - Board & Judges         | \$ 11,982        | \$ 12,486        | \$ 16,391        |
| 51020-572                             | Salary - Appointed              | 12,190           | 12,235           | 12,847           |
| 52010-572                             | Medicare                        | 338              | 358              | 424              |
| 52020-572                             | Group Health Insurance          | 19,200           | 19,200           | 19,200           |
| 52030-572                             | Retirement                      | 3,609            | 3,790            | 4,482            |
| 52070-572                             | Alternate Retirement            | 1,800            | 1,928            | 2,281            |
|                                       | <b>Total Personnel Costs</b>    | <b>49,119</b>    | <b>49,997</b>    | <b>55,625</b>    |
| <b>TOTAL JUVENILE PROBATION BOARD</b> |                                 | <b>\$ 49,119</b> | <b>\$ 49,997</b> | <b>\$ 55,625</b> |

**MATAGORDA COUNTY  
GENERAL FUND  
EXPENDITURES AND OTHER FINANCING USES  
2020**

| Account Number                  | Account Title                    | 2018<br>Actuals   | 2019<br>Budget    | 2020<br>Budget    |
|---------------------------------|----------------------------------|-------------------|-------------------|-------------------|
| <b>573</b>                      | <b>JUVENILE PROBATION</b>        |                   |                   |                   |
| 51020-573                       | Salary - Chief Probation Officer | \$ -              | \$ -              | \$ -              |
| 51030-573                       | Salary - Juvenile Prob Officers  | -                 | -                 | -                 |
| 51050-573                       | Salary - Secretarial             | \$ 31,248         | \$ 33,122         | \$ 34,773         |
| 51070-573                       | Salary - Part Time               | -                 | 2,500             | 2,500             |
| 52010-573                       | Medicare                         | 454               | 517               | 540               |
| 52020-573                       | Group Health Insurance           | 9,600             | 9,600             | 9,600             |
| 52030-573                       | Retirement                       | 4,763             | 5,461             | 5,714             |
| 52060-573                       | Unemployment                     | 84                | 61                | 52                |
| 52070-573                       | Alternate Retirement             | 2,377             | 2,779             | 2,907             |
|                                 | <b>Total Personnel Costs</b>     | <b>48,525</b>     | <b>54,038</b>     | <b>56,086</b>     |
| 52100-573                       | Travel                           | 4,269             | 6,250             | 6,250             |
| 53300-573                       | Supplies                         | 14,998            | 18,000            | 18,000            |
| 53300-573-001                   | Supplies - Inventory             | 3,525             | -                 | -                 |
| 53310-573                       | Fuel                             | 793               | 3,000             | 1,500             |
| 54000-573                       | Professional                     | 1,920             | -                 | 500               |
| 54080-573                       | Residential - Non Secure         | 5,015             | 35,000            | 35,000            |
| 54080-573-100                   | Residential - Secure             | 13,662            | 35,000            | 35,000            |
| 54090-573                       | Detention                        | 101,131           | 60,000            | 65,000            |
| 54200-573                       | Telephone                        | 3,588             | 3,000             | 3,000             |
| 54410-573                       | Utilities                        | 1,016             | 3,000             | -                 |
| 54500-573                       | Building Repairs                 | 763               | -                 | 3,500             |
| 54510-573                       | Repairs - Equipment              | 131               | 7,000             | 3,500             |
| 54600-573                       | Rentals                          | 3,156             | 3,500             | 3,500             |
| 54730-573                       | Non Residential                  | 33,082            | 45,000            | 45,000            |
| 54800-573                       | Janitorial Service               | 540               | -                 | -                 |
| 54850-573                       | Seminars & Training              | 1,485             | 4,500             | 4,500             |
|                                 | <b>Total Operating Costs</b>     | <b>189,073</b>    | <b>223,250</b>    | <b>224,250</b>    |
| 55700-573                       | Machinery & Equipment            | -                 | -                 | -                 |
|                                 | <b>Total Capital Outlay</b>      | <b>-</b>          | <b>-</b>          | <b>-</b>          |
| <b>TOTAL JUVENILE PROBATION</b> |                                  | <b>\$ 237,598</b> | <b>\$ 277,288</b> | <b>\$ 280,336</b> |

**MATAGORDA COUNTY  
GENERAL FUND  
EXPENDITURES AND OTHER FINANCING USES  
2020**

| Account Number                         | Account Title                      | 2018<br>Actuals  | 2019<br>Budget   | 2020<br>Budget   |
|--|------------------------------------|------------------|------------------|------------------|
| <b>580</b>                             | <b>DEPARTMENT OF PUBLIC SAFETY</b> |                  |                  |                  |
| 53300-580                              | Supplies                           | \$ 3,293         | \$ 2,000         | \$ 2,000         |
| 53300-580-001                          | Supplies - Inventory               | -                | -                | -                |
| 54200-580                              | Telephone                          | -                | 2,000            | 2,000            |
| 54800-580                              | Weight Fees                        | -                | -                | -                |
|  | <b>Total Operating Costs</b>       | <b>3,293</b>     | <b>4,000</b>     | <b>4,000</b>     |
| 55700-580                              | Machinery & Equipment              | -                | -                | -                |
|  | <b>Total Capital Outlay</b>        | <b>-</b>         | <b>-</b>         | <b>-</b>         |
| <b>TOTAL DEPT OF PUBLIC SAFETY</b>     |                                    | <b>\$ 3,293</b>  | <b>\$ 4,000</b>  | <b>\$ 4,000</b>  |
| <b>582</b>                             | <b>CHILD PROTECTIVE SERVICES</b>   |                  |                  |                  |
| 54700-582                              | Child Protective Services          | \$ 70,740        | \$ 65,740        | \$ 84,646        |
|  | <b>Total Operating Costs</b>       | <b>70,740</b>    | <b>65,740</b>    | <b>84,646</b>    |
| <b>TOTAL CHILD PROTECTIVE SERVICES</b> |                                    | <b>\$ 70,740</b> | <b>\$ 65,740</b> | <b>\$ 84,646</b> |

**MATAGORDA COUNTY  
GENERAL FUND  
EXPENDITURES AND OTHER FINANCING USES  
2020**

| Account Number                | Account Title                  | 2018<br>Actuals   | 2019<br>Budget    | 2020<br>Budget    |
|-------------------------------|--------------------------------|-------------------|-------------------|-------------------|
| <b>595</b>                    | <b>TRANSFER STATION</b>        |                   |                   |                   |
| 51030-595                     | Salary - Assistant             | \$ 37,139         | \$ 53,413         | \$ 54,844         |
| 51070-595                     | Salary - Part Time             | 22,136            | 22,550            | 22,550            |
| 51080-595                     | Salary - Overtime              | 4,590             | -                 | -                 |
| 51090-595                     | Salary - Supervisor            | 34,164            | 35,609            | 37,392            |
| 51150-595                     | Salary - Maint & Construction  | -                 | -                 | -                 |
| 52010-595                     | Medicare                       | 1,389             | 1,618             | 1,664             |
| 52020-595                     | Group Health Insurance         | 24,825            | 33,960            | 33,960            |
| 52030-595                     | Retirement                     | 15,080            | 17,104            | 17,597            |
| 52060-595                     | Unemployment                   | 266               | 190               | 161               |
| 52070-595                     | Alternate Retirement           | 6,663             | 8,703             | 8,953             |
|                               | <b>Total Personnel Cost</b>    | <b>146,252</b>    | <b>173,147</b>    | <b>177,121</b>    |
| 53300-595                     | Supplies                       | 3,364             | 5,000             | 5,000             |
| 53300-595-001                 | Operating Supplies - Inventory | -                 | -                 | -                 |
| 54000-595                     | Professional Services          | 10,333            | 20,000            | 20,000            |
| 54150-595                     | Disposal Costs                 | 141,139           | 142,500           | 142,500           |
| 54170-595                     | Hauling                        | 140,098           | 146,000           | 146,000           |
| 54200-595                     | Telephone                      | 720               | 720               | 720               |
| 54410-595                     | Utilities                      | 4,258             | 10,300            | 10,300            |
| 54500-595                     | Repair & Maint - Building      | 2,561             | -                 | 40,000            |
| 54510-595                     | Repair & Maint - Equipment     | 16,313            | 88,000            | 88,000            |
| 54600-595                     | Rentals                        | 3,984             | 4,000             | 4,000             |
|                               | <b>Total Operating Costs</b>   | <b>322,769</b>    | <b>416,520</b>    | <b>456,520</b>    |
| 55700-595                     | Machinery & Equipment          | -                 | -                 | 45,000            |
|                               | <b>Total Capital Outlay</b>    | <b>-</b>          | <b>-</b>          | <b>45,000</b>     |
| <b>TOTAL TRANSFER STATION</b> |                                | <b>\$ 469,020</b> | <b>\$ 589,667</b> | <b>\$ 678,641</b> |

**MATAGORDA COUNTY  
GENERAL FUND  
EXPENDITURES AND OTHER FINANCING USES  
2020**

| Account Number                             | Account Title                        | 2018<br>Actuals     | 2019<br>Budget      | 2020<br>Budget      |
|--|--------------------------------------|---------------------|---------------------|---------------------|
| <b>612</b>                                 | <b>ROAD &amp; BRIDGE PRECINCT #1</b> |                     |                     |                     |
| 51010-612                                  | Salary - Elected Official            | \$ 77,462           | \$ 77,748           | \$ 81,635           |
| 51050-612                                  | Salary - Secretarial                 | 36,889              | 38,844              | 40,781              |
| 51070-612                                  | Salary - Part Time                   | 19,815              | 10,000              | 10,000              |
| 51080-612                                  | Salary - Overtime                    | 516                 | 5,000               | 5,000               |
| 51150-612                                  | Salary - Maint & Construction        | 214,147             | 252,300             | 267,243             |
| 52010-612                                  | Medicare                             | 5,280               | 5,566               | 5,868               |
| 52020-612                                  | Group Hospital Insurance             | 78,286              | 103,740             | 99,780              |
| 52030-612                                  | Retirement                           | 50,654              | 58,851              | 62,034              |
| 52060-612                                  | Unemployment                         | 728                 | 520                 | 452                 |
| 52070-612                                  | Alternate Retirement                 | 25,491              | 29,626              | 31,246              |
|  | <b>Total Personnel Costs</b>         | <b>509,268</b>      | <b>582,195</b>      | <b>604,039</b>      |
| 52100-612                                  | Travel & Trip Costs                  | 9,929               | 11,000              | 11,000              |
| 53300-612                                  | Supplies                             | 7,659               | 17,000              | 17,000              |
| 53300-612-001                              | Supplies - Inventory                 | 4,115               | -                   | -                   |
| 53310-612                                  | Fuel                                 | 52,149              | 75,000              | 75,000              |
| 54000-612                                  | Professional Services                | 250                 | -                   | -                   |
| 54200-612                                  | Telephone                            | 2,560               | 3,000               | 3,000               |
| 54410-612                                  | Utilities                            | 9,694               | 8,000               | 8,000               |
| 54500-612                                  | Repair & Maintenance - Building      | 123                 | 21,500              | 21,500              |
| 54510-612                                  | Repair & Maintenance - Equipment     | 77,468              | 60,000              | 60,000              |
| 54540-612                                  | Lateral Road Expense                 | 7,647               | -                   | -                   |
| 54550-612                                  | Repair & Maintenance - Other Prop    | 28,739              | 5,000               | 5,000               |
| 54580-612                                  | Road & Bridge Maintenance            | 674,223             | 557,752             | 707,752             |
| 54590-612                                  | Community Improvements               | 4,247               | 15,000              | 15,000              |
| 54600-612                                  | Rentals                              | 1,918               | 1,000               | 1,000               |
| 54610-612                                  | Spraying                             | 9,475               | -                   | -                   |
| 54850-612                                  | Seminars & Training                  | 2,152               | -                   | -                   |
|  | <b>Total Operating Costs</b>         | <b>892,349</b>      | <b>774,252</b>      | <b>924,252</b>      |
| 55700-612                                  | Machinery & Equipment                | 103,670             | -                   | -                   |
| 56390-612                                  | Debt Principal                       | 94,248              | 98,077              | 101,347             |
| 56790-612                                  | Interest Expense                     | 13,929              | 10,101              | 6,831               |
|  | <b>Total Capital Outlay</b>          | <b>211,847</b>      | <b>108,178</b>      | <b>108,178</b>      |
| <b>TOTAL ROAD &amp; BRIDGE PRECINCT #1</b> |                                      | <b>\$ 1,613,463</b> | <b>\$ 1,464,625</b> | <b>\$ 1,636,469</b> |

**MATAGORDA COUNTY  
GENERAL FUND  
EXPENDITURES AND OTHER FINANCING USES  
2020**

| Account Number                             | Account Title                        | 2018<br>Actuals     | 2019<br>Budget      | 2020<br>Budget      |
|--|--------------------------------------|---------------------|---------------------|---------------------|
| <b>613</b>                                 | <b>ROAD &amp; BRIDGE PRECINCT #2</b> |                     |                     |                     |
| 51010-613                                  | Salary - Elected Official            | \$ 74,584           | \$ 77,748           | \$ 81,635           |
| 51050-613                                  | Salary - Secreterial                 | 31,229              | 32,286              | 33,892              |
| 51070-613                                  | Salary - Part Time                   |                     | 25,000              | 25,000              |
| 51080-613                                  | Salary - Overtime                    | 906                 | 21,148              | 21,148              |
| 51150-613                                  | Salary - Maint & Construction        | 250,526             | 308,134             | 311,083             |
| 52010-613                                  | Medicare                             | 4,417               | 6,733               | 6,855               |
| 52020-613                                  | Group Hospital Insurance             | 95,423              | 115,920             | 123,660             |
| 52030-613                                  | Retirement                           | 54,606              | 71,180              | 72,474              |
| 52060-613                                  | Unemployment                         | 760                 | 657                 | 548                 |
| 52070-613                                  | Alternate Retirement                 | 27,249              | 34,874              | 35,532              |
|  | <b>Total Personnel Costs</b>         | <b>539,701</b>      | <b>693,679</b>      | <b>711,828</b>      |
| 52100-613                                  | Travel & Trip Costs                  | 14,694              | 14,000              | 14,000              |
| 53300-613                                  | Supplies                             | 11,485              | 10,000              | 10,000              |
| 53300-613-001                              | Supplies - Inventory                 | (3,027)             | -                   | -                   |
| 53310-613                                  | Fuel                                 | 62,342              | 75,000              | 75,000              |
| 54000-613                                  | Professional Services                | 2,230               | 2,000               | 2,000               |
| 54200-613                                  | Telephone                            | 2,891               | 3,500               | 3,500               |
| 54410-613                                  | Utilities                            | 20,054              | 6,000               | 6,000               |
| 54500-613                                  | Repair & Maintenance - Building      | 408                 | 2,500               | 2,500               |
| 54510-613                                  | Repair & Maintenance - Equipment     | 86,588              | 65,000              | 65,000              |
| 54540-613                                  | Lateral Road Expense                 | 7,648               | -                   | -                   |
| 54550-613                                  | Repair & Maintenance - Other Prop    | 3,569               | 2,000               | 2,000               |
| 54580-613                                  | Road & Bridge Maintenance            | 385,431             | 510,355             | 660,355             |
| 54590-613                                  | Community Improvements               | 7,794               | 15,000              | 15,000              |
| 54600-613                                  | Rentals                              | 216                 | 1,200               | 1,200               |
| 54610-613                                  | Spraying                             | 5,277               | 7,000               | 7,000               |
| 54800-613                                  | Other Services                       | -                   | 1,000               | 1,000               |
| 54850-613                                  | Seminars                             | -                   | -                   | -                   |
|  | <b>Total Operating Costs</b>         | <b>607,598</b>      | <b>714,555</b>      | <b>864,555</b>      |
| 55700-613                                  | Machinery & Equipment                | 185,772             | -                   | -                   |
| 56390-613                                  | Debt Principal                       | 65,362              | 67,232              | 67,232              |
| 56790-613                                  | Interest Expense                     | 3,806               | 1,936               | 1,936               |
|  | <b>Total Capital Outlay</b>          | <b>254,940</b>      | <b>69,168</b>       | <b>69,168</b>       |
| <b>TOTAL ROAD &amp; BRIDGE PRECINCT #2</b> |                                      | <b>\$ 1,402,239</b> | <b>\$ 1,477,402</b> | <b>\$ 1,645,551</b> |



**MATAGORDA COUNTY  
GENERAL FUND  
EXPENDITURES AND OTHER FINANCING USES  
2020**

| Account Number                             | Account Title                        | 2018<br>Actuals     | 2019<br>Budget      | 2020<br>Budget      |
|--|--------------------------------------|---------------------|---------------------|---------------------|
| <b>614</b>                                 | <b>ROAD &amp; BRIDGE PRECINCT #3</b> |                     |                     |                     |
| 51010-614                                  | Salary - Elected Official            | \$ 74,584           | \$ 77,748           | \$ 81,635           |
| 51050-614                                  | Salary - Secretarial                 | 31,405              | 33,078              | 34,729              |
| 51070-614                                  | Salary - Part Time                   |                     | 18,000              | 18,000              |
| 51080-614                                  | Salary - Overtime                    | 914                 | 23,148              | 23,148              |
| 51150-614                                  | Salary - Maint & Construction        | 219,313             | 293,974             | 308,324             |
| 52010-614                                  | Medicare                             | 4,817               | 6,466               | 6,755               |
| 52020-614                                  | Group Hospital Insurance             | 94,953              | 123,660             | 121,080             |
| 52030-614                                  | Retirement                           | 50,071              | 68,364              | 71,413              |
| 52060-614                                  | Unemployment                         | 680                 | 626                 | 538                 |
| 52070-614                                  | Alternate Retirement                 | 24,987              | 33,314              | 34,865              |
|  | <b>Total Personnel Costs</b>         | <b>501,723</b>      | <b>678,379</b>      | <b>700,486</b>      |
| 52100-614                                  | Travel & Trip Costs                  | 16,108              | 16,000              | 16,000              |
| 53300-614                                  | Supplies                             | 10,962              | 13,000              | 13,000              |
| 53300-614-001                              | Supplies - Inventory                 | -                   | -                   | -                   |
| 53310-614                                  | Fuel                                 | 60,432              | 80,000              | 80,000              |
| 54000-614                                  | Professional Services                | 1,950               | -                   | -                   |
| 54200-614                                  | Telephone                            | 4,276               | 5,000               | 5,000               |
| 54410-614                                  | Utilities                            | 4,097               | 8,000               | 8,000               |
| 54500-614                                  | Repair & Maintenance - Building      | 2,745               | 2,000               | 2,000               |
| 54510-614                                  | Repair & Maintenance - Equipment     | 65,951              | 70,000              | 70,000              |
| 54540-614                                  | Lateral Road Expense                 | 7,648               | -                   | -                   |
| 54550-614                                  | Repair & Maintenance - Other Prop    | 8,545               | 4,000               | 4,000               |
| 54580-614                                  | Road & Bridge Maintenance            | 804,225             | 527,299             | 677,299             |
| 54590-614                                  | Community Improvements               | 150,000             | 8,000               | 8,000               |
| 54600-614                                  | Rentals                              | 7,227               | 175                 | 175                 |
| 54610-614                                  | Spraying                             | 919                 | 4,000               | 4,000               |
| 54800-614                                  | Other Services                       | -                   | 500                 | 500                 |
| 54850-614                                  | Seminars & Dues                      | 190                 | -                   | -                   |
|  | <b>Total Operating Costs</b>         | <b>1,145,275</b>    | <b>737,974</b>      | <b>887,974</b>      |
| 55700-614                                  | Machinery & Equipment                | 25,373              | -                   | -                   |
| 56390-614                                  | Debt Principal                       | -                   | -                   | -                   |
| 56790-614                                  | Interest Expense                     | -                   | -                   | -                   |
|  | <b>Total Capital Outlay</b>          | <b>25,373</b>       | <b>-</b>            | <b>-</b>            |
| <b>TOTAL ROAD &amp; BRIDGE PRECINCT #3</b> |                                      | <b>\$ 1,672,370</b> | <b>\$ 1,416,353</b> | <b>\$ 1,588,460</b> |

**MATAGORDA COUNTY  
GENERAL FUND  
EXPENDITURES AND OTHER FINANCING USES  
2020**

| Account Number                             | Account Title                        | 2018<br>Actuals     | 2019<br>Budget      | 2020<br>Budget      |
|--|--------------------------------------|---------------------|---------------------|---------------------|
| <b>615</b>                                 | <b>ROAD &amp; BRIDGE PRECINCT #4</b> |                     |                     |                     |
| 51010-615                                  | Salary - Elected Official            | \$ 74,584           | \$ 77,748           | \$ 81,635           |
| 51050-615                                  | Salary - Secretarial                 | 32,980              | 34,729              | 36,467              |
| 51070-615                                  | Salary - Part Time                   | 40,835              | 18,000              | 18,000              |
| 51080-615                                  | Salary - Overtime                    | 3,676               | 24,148              | 24,148              |
| 51150-615                                  | Salary - Maint & Construction        | 183,958             | 220,938             | 230,600             |
| 52010-615                                  | Medicare                             | 4,921               | 5,446               | 5,667               |
| 52020-615                                  | Group Hospital Insurance             | 85,830              | 99,300              | 96,720              |
| 52030-615                                  | Retirement                           | 49,656              | 57,574              | 59,917              |
| 52060-615                                  | Unemployment                         | 706                 | 506                 | 433                 |
| 52070-615                                  | Alternate Retirement                 | 24,130              | 27,761              | 28,953              |
|  | <b>Total Personnel Costs</b>         | <b>501,275</b>      | <b>566,149</b>      | <b>582,541</b>      |
| 52100-615                                  | Travel & Trip Costs                  | 10,023              | 10,000              | 10,000              |
| 53300-615                                  | Supplies                             | 17,159              | 12,000              | 12,000              |
| 53300-615-001                              | Supplies - Inventory                 | 10,145              | -                   | -                   |
| 53310-615                                  | Fuel                                 | 58,602              | 48,000              | 48,000              |
| 53360-615                                  | Uniforms                             | 576                 | -                   | -                   |
| 54000-615                                  | Professional Services                | 7,175               | 500                 | 500                 |
| 54200-615                                  | Telephone                            | 5,832               | 5,500               | 5,500               |
| 54410-615                                  | Utilities                            | 41,525              | 33,000              | 33,000              |
| 54500-615                                  | Repair & Maintenance - Building      | 4,657               | 2,500               | 2,500               |
| 54510-615                                  | Repair & Maintenance - Equipment     | 72,828              | 60,000              | 60,000              |
| 54540-615                                  | Lateral Road Expense                 | 7,647               | -                   | -                   |
| 54550-615                                  | Repair & Maintenance - Other Prop    | 2,990               | 6,800               | 6,800               |
| 54580-615                                  | Road & Bridge Maintenance            | 477,810             | 566,357             | 716,357             |
| 54590-615                                  | Community Improvements               | 32,600              | 55,000              | 55,000              |
| 54600-615                                  | Rentals                              | 11,696              | 1,400               | 1,400               |
| 54610-615                                  | Spraying                             | 12,023              | 7,000               | 7,000               |
| 54800-615                                  | Other Services                       | 75                  | 500                 | 500                 |
| 54850-615                                  | Seminars & Dues                      | 1,254               | -                   | -                   |
|  | <b>Total Operating Costs</b>         | <b>774,617</b>      | <b>808,557</b>      | <b>958,557</b>      |
| 55700-615                                  | Machinery & Equipment                | 35,862              | -                   | -                   |
| 56390-615                                  | Debt Principal                       | 87,574              | 90,020              | 90,020              |
| 56790-615                                  | Interest Expense                     | 8,136               | 5,357               | 5,357               |
|  | <b>Total Capital Outlay</b>          | <b>131,573</b>      | <b>95,377</b>       | <b>95,377</b>       |
| <b>TOTAL ROAD &amp; BRIDGE PRECINCT #4</b> |                                      | <b>\$ 1,407,465</b> | <b>\$ 1,470,083</b> | <b>\$ 1,636,475</b> |

**MATAGORDA COUNTY  
GENERAL FUND  
EXPENDITURES AND OTHER FINANCING USES  
2020**

| Account Number            | Account Title               | 2018 Actuals    | 2019 Budget     | 2020 Budget     |
|---------------------------|-----------------------------|-----------------|-----------------|-----------------|
| <b>625</b>                | <b>RIGHT OF WAY</b>         |                 |                 |                 |
| 55100-625                 | Right of Way                | \$29,809        | \$29,810        | \$29,810        |
|                           | <b>Total Capital Outlay</b> | <b>29,809</b>   | <b>29,810</b>   | <b>29,810</b>   |
| <b>TOTAL RIGHT OF WAY</b> |                             | <b>\$29,809</b> | <b>\$29,810</b> | <b>\$29,810</b> |

**MATAGORDA COUNTY  
GENERAL FUND  
EXPENDITURES AND OTHER FINANCING USES  
2020**

| Account Number                 | Account Title                    | 2018<br>Actuals   | 2019<br>Budget    | 2020<br>Budget    |
|--------------------------------|----------------------------------|-------------------|-------------------|-------------------|
| <b>630</b>                     | <b>HEALTH DEPARTMENT</b>         |                   |                   |                   |
| 51030-630                      | Salary - Assistants              | \$ 86,718         | \$ 94,612         | \$ 99,366         |
| 51050-630                      | Salary - Secretarial             | 28,784            | 29,667            | 31,141            |
| 51070-630                      | Salary - Part Time               | 290               | 500               | 500               |
| 51090-630                      | Salary - Supervisor              | 63,453            | 66,150            | 69,457            |
| 51150-630                      | Salary - Animal Control          | -                 | -                 | -                 |
| 52010-630                      | Medicare                         | 2,610             | 2,768             | 2,907             |
| 52020-630                      | Group Hospital Insurance         | 49,753            | 53,160            | 53,160            |
| 52030-630                      | Retirement                       | 27,454            | 29,269            | 30,731            |
| 52060-630                      | Unemployment                     | 484               | 325               | 281               |
| 52070-630                      | Alternate Retirement             | 13,710            | 14,892            | 15,636            |
|                                | <b>Total Personnel Costs</b>     | <b>273,256</b>    | <b>291,344</b>    | <b>303,180</b>    |
| 52100-630                      | Trip & Travel Costs              | 24,483            | 35,000            | 35,000            |
| 53300-630                      | Supplies                         | 5,232             | 8,000             | 8,000             |
| 54000-630                      | Professional Services            | 892               | 700               | 700               |
| 54200-630                      | Telephone                        | 6,191             | 4,060             | 4,060             |
| 54300-630                      | Advertising                      | -                 | 2,000             | 2,000             |
| 54500-630                      | Repair & Maintenance - Building  | -                 | -                 | -                 |
| 54510-630                      | Repair & Maintenance - Equipment | 1,313             | 200               | 200               |
| 54560-630                      | On-Site Septic Systems           | -                 | -                 | -                 |
| 54600-630                      | Rentals                          | 113               | -                 | -                 |
| 54800-630                      | HGAC Household Hazardous Waste   | 30,400            | 1,000             | 1,000             |
| 54850-630                      | Seminars & Association Dues      | 3,775             | 4,375             | 4,375             |
|                                | <b>Total Operating Costs</b>     | <b>72,398</b>     | <b>55,335</b>     | <b>55,335</b>     |
| 55700-630                      | Machinery & Equipment            | -                 | -                 | -                 |
|                                | <b>Total Capital Outlay</b>      | <b>-</b>          | <b>-</b>          | <b>-</b>          |
| <b>TOTAL HEALTH DEPARTMENT</b> |                                  | <b>\$ 345,653</b> | <b>\$ 346,679</b> | <b>\$ 358,515</b> |

**MATAGORDA COUNTY  
GENERAL FUND  
EXPENDITURES AND OTHER FINANCING USES  
2020**

| Account Number              | Account Title                     | 2018<br>Actuals   | 2019<br>Budget    | 2020<br>Budget    |
|-----------------------------|-----------------------------------|-------------------|-------------------|-------------------|
| <b>631</b>                  | <b>ANIMAL CONTROL</b>             |                   |                   |                   |
| 51150-631                   | Salary - Animal Control           | \$ 55,471         | \$ 60,280         | \$ 63,295         |
| 52010-631                   | Medicare                          | 846               | 874               | 918               |
| 52020-631                   | Group Hospital Insurance          | 19,200            | 19,200            | 19,200            |
| 52030-631                   | Retirement                        | 8,682             | 9,241             | 9,703             |
| 52060-631                   | Unemployment                      | 153               | 102               | 89                |
| 52070-631                   | Alternate Retirement              | 4,332             | 4,702             | 4,937             |
|                             | <b>Total Personnel Costs</b>      | <b>88,684</b>     | <b>94,399</b>     | <b>98,142</b>     |
| 52100-631                   | Travel & Trip                     | 1,817             | -                 | 1,600             |
| 53300-631                   | Supplies                          | -                 | -                 | -                 |
| 54200-631                   | Telephone                         | 1,504             | 1,440             | 1,440             |
| 54510-631                   | Repair & Maintenance - Equipment  | -                 | -                 | -                 |
| 54650-631                   | Animal Control Costs              | 16,664            | 24,450            | 24,450            |
| 54660-631                   | Animal Shelter                    | 70,201            | 67,061            | 67,061            |
| 54850-631                   | Seminars & Association Dues       | 450               | -                 | 1,200             |
|                             | <b>Total Operating Costs</b>      | <b>90,635</b>     | <b>92,951</b>     | <b>95,751</b>     |
| 55700-631                   | Machinery & Equipment             | -                 | -                 | 32,000            |
|                             | <b>Total Capital Outlay</b>       | <b>-</b>          | <b>-</b>          | <b>32,000</b>     |
| <b>TOTAL ANIMAL CONTROL</b> |                                   | <b>\$ 179,320</b> | <b>\$ 187,350</b> | <b>\$ 225,893</b> |
| <b>640</b>                  | <b>HUMAN SERVICES</b>             |                   |                   |                   |
| 54700-640-002               | Aid to Edith Armstrong Center     | \$ 8,400          | \$ 8,400          | \$ 8,400          |
| 54700-640-003               | Aid to Cemetery                   | 3,000             | 3,000             | 3,000             |
| 54700-640-004               | Aid to Friends of the Elderly     | 10,900            | 15,000            | 15,000            |
| 54700-640-007               | Aid to Economic Action Committee  | 40,000            | 40,000            | 40,000            |
| 54790-640                   | Other Services & Indigent Burials | 2,200             | 2,000             | 2,000             |
|                             | <b>Total Operating Costs</b>      | <b>64,500</b>     | <b>68,400</b>     | <b>68,400</b>     |
| <b>TOTAL HUMAN SERVICES</b> |                                   | <b>\$ 64,500</b>  | <b>\$ 68,400</b>  | <b>\$ 68,400</b>  |

**MATAGORDA COUNTY  
GENERAL FUND  
EXPENDITURES AND OTHER FINANCING USES  
2020**

| Account Number             | Account Title                    | 2018<br>Actuals  | 2019<br>Budget   | 2020<br>Budget   |
|----------------------------|----------------------------------|------------------|------------------|------------------|
| <b>641</b>                 | <b>CHILD SUPPORT</b>             |                  |                  |                  |
| 51030-641                  | Salary - Assistant               | \$ 33,820        | \$ 35,609        | \$ 37,392        |
| 51050-641                  | Salary - Secretary               | -                | -                | -                |
| 51070-641                  | Salary - Part Time               | 1,706            | 2,520            | 2,520            |
| 52010-641                  | Medicare                         | 494              | 553              | 579              |
| 52020-641                  | Group Hospital Insurance         | 12,180           | 12,180           | 12,180           |
| 52030-641                  | Retirement                       | 5,155            | 5,845            | 6,118            |
| 52060-641                  | Unemployment                     | 94               | 65               | 56               |
| 52070-641                  | Alternate Retirement             | 2,600            | 2,974            | 3,113            |
|                            | <b>Total Personnel Costs</b>     | <b>56,049</b>    | <b>59,746</b>    | <b>61,958</b>    |
| 52100-641                  | Travel & Trip Costs              | 134              | 600              | 600              |
| 53300-641                  | Supplies                         | 1,220            | 1,500            | 1,500            |
| 54100-641                  | Insurance & Bonds                | 93               | -                | -                |
| 54200-641                  | Telephone                        | 197              | 600              | 600              |
| 54510-641                  | Repair & Maintenance - Equipment | -                | 500              | 500              |
| 54850-641                  | Seminars & Dues                  | -                | -                | -                |
|                            | <b>Total Operating Costs</b>     | <b>1,644</b>     | <b>3,200</b>     | <b>3,200</b>     |
| 55700-641                  | Machinery & Equipment            | -                | -                | -                |
|                            | <b>Total Capital Outlay</b>      | <b>-</b>         | <b>-</b>         | <b>-</b>         |
| <b>TOTAL CHILD SUPPORT</b> |                                  | <b>\$ 57,693</b> | <b>\$ 62,946</b> | <b>\$ 65,158</b> |

**MATAGORDA COUNTY  
GENERAL FUND  
EXPENDITURES AND OTHER FINANCING USES  
2020**

| Account Number             | Account Title                | 2018<br>Actuals  | 2019<br>Budget   | 2020<br>Budget   |
|----------------------------|------------------------------|------------------|------------------|------------------|
| <b>645</b>                 | <b>MENTAL HEALTH</b>         |                  |                  |                  |
| 54000-645-001              | Regional Mental Health       | \$ 35,419        | \$ 35,419        | \$ 35,419        |
|                            | <b>Total Operating Costs</b> | <b>35,419</b>    | <b>35,419</b>    | <b>35,419</b>    |
| <b>TOTAL MENTAL HEALTH</b> |                              | <b>\$ 35,419</b> | <b>\$ 35,419</b> | <b>\$ 35,419</b> |
| <br>                       |                              |                  |                  |                  |
| <b>650</b>                 | <b>LAW LIBRARY</b>           |                  |                  |                  |
| 53300-650                  | Library Books Purchased      | \$ 20,138        | \$ 21,000        | \$ 21,000        |
|                            | <b>Total Operating Costs</b> | <b>20,138</b>    | <b>21,000</b>    | <b>21,000</b>    |
| <b>TOTAL LAW LIBRARY</b>   |                              | <b>\$ 20,138</b> | <b>\$ 21,000</b> | <b>\$ 21,000</b> |
| <br>                       |                              |                  |                  |                  |
| <b>660</b>                 | <b>PARK 521</b>              |                  |                  |                  |
| 54410-660                  | Utilites                     | \$ 4,794         | \$ 5,000         | \$ 5,000         |
|                            | <b>Total Operating Costs</b> | <b>4,794</b>     | <b>5,000</b>     | <b>5,000</b>     |
| <b>TOTAL PARK 521</b>      |                              | <b>\$ 4,794</b>  | <b>\$ 5,000</b>  | <b>\$ 5,000</b>  |

**MATAGORDA COUNTY  
GENERAL FUND  
EXPENDITURES AND OTHER FINANCING USES  
2020**

| Account Number           | Account Title                  | 2018<br>Actuals   | 2019<br>Budget    | 2020<br>Budget    |
|--------------------------|--------------------------------|-------------------|-------------------|-------------------|
| <b>661</b>               | <b>FAIRGROUNDS</b>             |                   |                   |                   |
| 51030-661                | Salary - Assistants            | \$ 29,107         | \$ 30,679         | \$ 32,220         |
| 51080-661                | Salary - Overtime              | -                 | -                 | -                 |
| 52010-661                | Medicare                       | 436               | 445               | 467               |
| 52020-661                | Group Hospital Insurance       | 9,600             | 9,600             | 9,600             |
| 52030-661                | Retirement                     | 4,437             | 4,703             | 4,939             |
| 52060-661                | Unemployment                   | 78                | 52                | 45                |
| 52070-661                | Alternate Retirement           | 2,214             | 2,393             | 2,513             |
|                          | <b>Total Personnel Costs</b>   | <b>45,872</b>     | <b>47,872</b>     | <b>49,784</b>     |
| 53300-661                | Supplies                       | 8,476             | 16,800            | 16,800            |
| 53300-661-001            | Supplies - Inventory           | -                 | -                 | -                 |
| 53310-661                | Fuel                           | -                 | -                 | -                 |
| 54200-661                | Telephone                      | 535               | 1,800             | 1,800             |
| 54410-661                | Utilities                      | 42,653            | 38,500            | 38,500            |
| 54500-661                | Repair/Maintenance - Bldg      | 94,411            | 25,000            | 110,000           |
| 54510-661                | Repair/Maintenance - Equipment | 2,409             | 4,000             | 4,000             |
|                          | <b>Total Operating Costs</b>   | <b>148,486</b>    | <b>86,100</b>     | <b>171,100</b>    |
| 55700-661                | Machinery & Equipment          | -                 | -                 | -                 |
|                          | <b>Total Capital Outlay</b>    | <b>-</b>          | <b>-</b>          | <b>-</b>          |
| <b>TOTAL FAIRGROUNDS</b> |                                | <b>\$ 194,358</b> | <b>\$ 133,972</b> | <b>\$ 220,884</b> |



**MATAGORDA COUNTY  
GENERAL FUND  
EXPENDITURES AND OTHER FINANCING USES  
2020**

| Account Number               | Account Title                       | 2018<br>Actuals   | 2019<br>Budget    | 2020<br>Budget    |
|------------------------------|-------------------------------------|-------------------|-------------------|-------------------|
| <b>662</b>                   | <b>MARINE DIVISION</b>              |                   |                   |                   |
| 51060-662                    | Salary - Beach Patrol               | \$ 6,174          | \$ 6,483          | \$ 6,483          |
| 51070-662                    | Salary - Part Time                  | 6,018             | 45,800            | 45,800            |
| 51080-662                    | Salary - O/T Emergency Beach Patrol | 5,520             | 15,750            | 15,750            |
| 51150-662                    | Salary- Maintenance                 | 37,498            | 39,284            | 41,243            |
| 52010-662                    | Medicare                            | 770               | 1,556             | 1,584             |
| 52020-662                    | Group Hospital Insurance            | 12,180            | 12,180            | 12,180            |
| 52030-662                    | Retirement                          | 7,502             | 16,452            | 16,752            |
| 52060-662                    | Unemployment                        | 148               | 122               | 104               |
| 52070-662                    | Alternate Retirement                | 3,959             | 7,371             | 7,523             |
|                              | <b>Total Personnel Costs</b>        | <b>79,770</b>     | <b>144,998</b>    | <b>147,419</b>    |
| 53300-662                    | Supplies                            | 7,009             | 1,200             | 1,200             |
| 54000-662-150                | Local Erosion Response Plan         | -                 | -                 | -                 |
| 54000-662-200                | CEPRA Grant                         | -                 | -                 | -                 |
| 54410-662                    | Utilities                           | 3,573             | 3,000             | 3,000             |
| 54410-662-100                | Beach Utilities                     | 2,559             | 2,000             | 2,000             |
| 54560-662                    | Beach Maintenance                   | 18,702            | 24,000            | 24,000            |
| 54580-662                    | Utilities - Swing Bridge            | 153               | -                 | -                 |
| 54600-662                    | Rentals                             | 15,730            | 19,500            | 19,500            |
| 54800-662                    | Plates & Stickers                   | 1,456             | -                 | -                 |
|                              | <b>Total Operating Costs</b>        | <b>49,181</b>     | <b>49,700</b>     | <b>49,700</b>     |
| 55700-662                    | Machinery & Equipment               | -                 | -                 | -                 |
|                              | <b>Total Capital Outlay</b>         | <b>-</b>          | <b>-</b>          | <b>-</b>          |
| <b>TOTAL MARINE DIVISION</b> |                                     | <b>\$ 128,951</b> | <b>\$ 194,698</b> | <b>\$ 197,119</b> |

**MATAGORDA COUNTY  
GENERAL FUND  
EXPENDITURES AND OTHER FINANCING USES  
2020**

| Account Number                              | Account Title                         | 2018<br>Actuals   | 2019<br>Budget    | 2020<br>Budget    |
|---|---------------------------------------|-------------------|-------------------|-------------------|
| <b>664</b>                                  | <b>CULTURE AND EDUCATION</b>          |                   |                   |                   |
| 54700-664                                   | Aid to Economic Development           | \$ 60,000         | \$ 76,000         | \$ 80,800         |
| 54710-664                                   | Aid to Bay City Library               | 200,000           | 200,000           | 200,000           |
| 54720-664                                   | Aid to Palacios Library               | 66,000            | 70,350            | 70,350            |
| 54730-664                                   | Aid to Mata County Museum             | 54,000            | 56,000            | 56,000            |
| 54740-664                                   | Aid to Matagorda Library              | 6,000             | 6,000             | 6,000             |
| 54750-664                                   | Aid to Palacios Area Hist. Assoc.     | 4,000             | 6,000             | 8,000             |
| 54770-664                                   | Aid to Service Center                 | -                 | 3,591             | 3,591             |
|   | <b>Total Operating Costs</b>          | <b>390,000</b>    | <b>417,941</b>    | <b>424,741</b>    |
| <b>TOTAL CULTURE AND EDUCATION</b>          |                                       | <b>\$ 390,000</b> | <b>\$ 417,941</b> | <b>\$ 424,741</b> |
| <b>665</b>                                  | <b>AGRICULTURAL EXTENSION SERVICE</b> |                   |                   |                   |
| 51020-665                                   | Salary - Appointed                    | \$ 56,242         | \$ 77,384         | \$ 74,024         |
| 51050-665                                   | Salary - Secretarial                  | 25,543            | 27,422            | 24,891            |
| 51070-665                                   | Salary - Part Time                    | 6,820             | 15,080            | 15,080            |
| 51080-665                                   | Salary - Overtime                     | -                 | -                 | -                 |
| 52010-665                                   | Medicare                              | 1,280             | 1,738             | 1,653             |
| 52020-665                                   | Group Hospital Insurance              | 18,910            | 31,380            | 36,540            |
| 52030-665                                   | Retirement                            | 3,891             | 6,516             | 6,128             |
| 52060-665                                   | Unemployment                          | 241               | 204               | 160               |
| 52070-665                                   | Alternate Retirement                  | 6,543             | 9,351             | 8,892             |
|   | <b>Total Personnel Costs</b>          | <b>119,469</b>    | <b>169,075</b>    | <b>167,367</b>    |
| 52100-665                                   | Travel & Trip Costs                   | 6,705             | 10,000            | 10,000            |
| 53300-665                                   | Supplies                              | 10,929            | 10,000            | 12,500            |
| 53310-665                                   | Fuel                                  | 3,547             | 3,500             | 3,500             |
| 54000-665                                   | Professional Services                 | 29,350            | -                 | -                 |
| 54200-665                                   | Telephone                             | 4,408             | 3,500             | 4,220             |
| 54510-665                                   | Repair & Maintenance - Equipment      | 764               | 2,000             | 2,000             |
| 54600-665                                   | Rentals                               | 57                | -                 | -                 |
| 54850-665                                   | Seminars & Association Dues           | 620               | 3,000             | 3,000             |
|   | <b>Total Operating Supplies</b>       | <b>56,379</b>     | <b>32,000</b>     | <b>35,220</b>     |
| 55700-665                                   | Machinery & Equipment                 | -                 | -                 | -                 |
|   | <b>Total Capital Outlay</b>           | <b>-</b>          | <b>-</b>          | <b>-</b>          |
| <b>TOTAL AGRICULTURAL EXTENSION SERVICE</b> |                                       | <b>\$ 175,848</b> | <b>\$ 201,075</b> | <b>\$ 202,587</b> |

**MATAGORDA COUNTY  
GENERAL FUND  
EXPENDITURES AND OTHER FINANCING USES  
2020**

| Account Number                      | Account Title                 | 2018<br>Actuals   | 2019<br>Budget    | 2020<br>Budget    |
|-------------------------------------|-------------------------------|-------------------|-------------------|-------------------|
| <b>666</b>                          | <b>HOME ECONOMIST SERVICE</b> |                   |                   |                   |
| 51020-666                           | Salary - Appointed            | \$ 14,938         | \$ 22,407         | \$ 23,527         |
| 51050-666                           | Salary - Secretarial          | 70,045            | 73,815            | 77,512            |
| 51070-666                           | Salary - Part Time            | 520               | 1,800             | 1,800             |
| 51080-666                           | Salary - Overtime             | -                 | -                 | -                 |
| 52010-666                           | Medicare                      | 655               | 1,421             | 1,491             |
| 52020-666                           | Group Hospital Insurance      | 17,042            | 21,783            | 31,380            |
| 52030-666                           | Retirement                    | 10,677            | 11,592            | 12,159            |
| 52060-666                           | Unemployment                  | 228               | 167               | 144               |
| 52070-666                           | Alternate Retirement          | 6,426             | 7,646             | 8,021             |
|                                     | <b>Total Personnel Costs</b>  | <b>120,530</b>    | <b>140,630</b>    | <b>156,035</b>    |
| 52100-666                           | Travel & Trip Costs           | 1,153             | 3,000             | 3,000             |
| 53300-666                           | Supplies                      | 1,945             | 2,000             | 3,250             |
| 54200-666                           | Telephone                     | -                 | -                 | -                 |
| 54850-666                           | Seminars & Association Dues   | 270               | 1,000             | 1,500             |
|                                     | <b>Total Operating Costs</b>  | <b>3,368</b>      | <b>6,000</b>      | <b>7,750</b>      |
| 55700-666                           | Machinery & Equipment         | -                 | -                 | -                 |
|                                     | <b>Total Capital Outlay</b>   | <b>-</b>          | <b>-</b>          | <b>-</b>          |
| <b>TOTAL HOME ECONOMIST SERVICE</b> |                               | <b>\$ 123,898</b> | <b>\$ 146,630</b> | <b>\$ 163,785</b> |

**MATAGORDA COUNTY  
GENERAL FUND  
EXPENDITURES AND OTHER FINANCING USES  
2020**

| Account Number                   | Account Title                | 2018<br>Actuals      | 2019<br>Budget       | 2020<br>Budget       |
|----------------------------------|------------------------------|----------------------|----------------------|----------------------|
| <b>678</b>                       | <b>GAME WARDENS</b>          |                      |                      |                      |
| 54000-678                        | Services - Trapper           | \$ 38,400            | \$ 38,400            | \$ 38,400            |
| 54200-678                        | Telephone                    | 52                   | 1,000                | 1,000                |
|                                  | <b>Total Operating Costs</b> | <b>38,452</b>        | <b>39,400</b>        | <b>39,400</b>        |
| <b>TOTAL GAME WARDENS</b>        |                              | <b>\$ 38,452</b>     | <b>\$ 39,400</b>     | <b>\$ 39,400</b>     |
| <br>                             |                              |                      |                      |                      |
| <b>700</b>                       | <b>OPERATING TRANSFERS</b>   |                      |                      |                      |
| 50640-700                        | Transfer to Fund 64          | \$ 7,000             | \$ 7,000             | \$ 7,000             |
| <b>TOTAL OPERATING TRANSFERS</b> |                              | <b>\$ 7,000</b>      | <b>\$ 7,000</b>      | <b>\$ 7,000</b>      |
| <b>TOTAL EXPENDITURES</b>        |                              | <b>\$ 24,405,983</b> | <b>\$ 25,053,761</b> | <b>\$ 26,896,813</b> |

SPECIAL REVENUE FUNDS

**MATAGORDA COUNTY**  
**FUND 14 - DISTRICT ATTORNEY LEGAL/LAW**  
**REVENUES AND OTHER FINANCING SOURCES**  
**2020**

| Account Number       | Account Title          | 2018<br>Actuals  | 2019<br>Budget   | 2020<br>Budget   |
|----------------------|------------------------|------------------|------------------|------------------|
| 40000-340-004        | DA Forfeited Funds     | \$ 8,177         | \$ 4,000         | \$ 4,000         |
| 40000-340-005        | DA Ck Collection Funds | 1,855            | 3,000            | 3,000            |
| 40000-340-006        | DA State Trust Funds   | 28,178           | 27,500           | 27,500           |
| 40000-360-004        | DA Forfeited Interest  | 355              | 400              | 400              |
| <b>TOTAL REVENUE</b> |                        | <b>\$ 38,565</b> | <b>\$ 34,900</b> | <b>\$ 34,900</b> |

**MATAGORDA COUNTY**  
**FUND 14 - DISTRICT ATTORNEY LEGAL/LAW**  
**EXPENDITURES AND OTHER FINANCING USES**  
**2020**

| Account Number            | Account Title               | 2018<br>Actuals  | 2019<br>Budget   | 2020<br>Budget   |
|---------------------------|-----------------------------|------------------|------------------|------------------|
| 53300-452                 | DA Supplies                 | \$ 900           | \$ 2,000         | \$ 2,000         |
| 53310-452                 | DA Fuel                     | -                | 200              | 200              |
| 54000-452                 | DA Professional Services    | -                | 100              | 100              |
| 54010-452                 | DA 59.06 Donation           | -                | 2,000            | 2,000            |
| 54030-452                 | DA Trial Expense            | -                | 1,000            | 1,000            |
| 54510-452                 | DA Repair & Maint-Equipment | -                | 1,000            | 1,000            |
| 54790-452                 | DA Investigative Expense    | -                | 100              | 100              |
| 54850-452                 | DA Seminars & Training      | -                | 1,000            | 1,000            |
| 54860-452                 | LEOSE Training              | 735              | -                | -                |
| 50100-700                 | Transfer to General Fund    | 27,499           | 27,500           | 27,500           |
| <b>TOTAL EXPENDITURES</b> |                             | <b>\$ 29,134</b> | <b>\$ 34,900</b> | <b>\$ 34,900</b> |

**MATAGORDA COUNTY**  
**FUND 15 - SHERIFF AND JAIL DISCRETIONARY**  
**REVENUES AND OTHER FINANCING SOURCES**  
**2020**

| Account Number       | Account Title                     | 2018<br>Actuals  | 2019<br>Budget  | 2020<br>Budget   |
|----------------------|-----------------------------------|------------------|-----------------|------------------|
| 40000-340-002        | Sheriff Forfeited Funds           | \$ 5,458         | \$ 4,000        | \$ 4,000         |
| 40000-340-010        | Sheriff Forfeited Federal         | -                | -               | -                |
| 40000-360-002        | Sheriff Drug Enforcement Interest | 41               | 100             | 100              |
| 40000-370            | Commissary Sales                  | 49,546           | 3,800           | 38,000           |
| 40000-371            | Commissary Other Revenue          | -                | -               | -                |
| <b>TOTAL REVENUE</b> |                                   | <b>\$ 55,045</b> | <b>\$ 7,900</b> | <b>\$ 42,100</b> |

**MATAGORDA COUNTY**  
**FUND 15 - SHERIFF AND JAIL DISCRETIONARY**  
**EXPENDITURES AND OTHER FINANCING USES**  
**2020**

| Account Number            | Account Title                     | 2018<br>Actuals  | 2019<br>Budget   | 2020<br>Budget   |
|---------------------------|-----------------------------------|------------------|------------------|------------------|
| 53300-512                 | Supplies-Commissary               | \$ 9,818         | \$ 3,000         | \$ 3,000         |
| 53300-512-001             | Inventory-Supplies-Commissary     | -                | -                | -                |
| 53320-512                 | Prisoner Clothing                 | 2,790            | 3,000            | 3,000            |
| 53350-512                 | Commissary Re-Sale Purchases      | 7,200            | 13,000           | 13,000           |
| 54200-512                 | Telephone                         | -                | -                | -                |
| 54790-512                 | Inmate Supplies & Equipment       | 20,917           | 10,000           | 10,000           |
| 53300-560                 | Sheriff Supplies                  | -                | 7,000            | 7,000            |
| 53340-560                 | Sheriff Medical/Maint - Drug Dogs | -                | 500              | 500              |
| 53360-560                 | Sheriff Uniforms-Deputies         | 607              | 1,500            | 1,500            |
| 54000-560                 | Sheriff Professional Services     | -                | 1,500            | 1,500            |
| 54510-560                 | Sheriff Repair/Maint-Equipment    | -                | 2,100            | 2,100            |
| 54790-560                 | Narcotics Purchases               | -                | -                | -                |
| 54850-560                 | Sheriff Training/Seminars         | -                | 500              | 500              |
| <b>TOTAL EXPENDITURES</b> |                                   | <b>\$ 41,332</b> | <b>\$ 42,100</b> | <b>\$ 42,100</b> |

**MATAGORDA COUNTY**  
**FUND 16 - COUNTY CLERK PRESERVATION & AUTOMATION**  
**REVENUES AND OTHER FINANCING SOURCES**  
**2020**

| Account Number       | Account Title                 | 2018<br>Actuals   | 2019<br>Budget    | 2020<br>Budget    |
|----------------------|-------------------------------|-------------------|-------------------|-------------------|
| 40400-340            | Vital Statistics Preservation | \$ 3,192          | \$ 3,000          | \$ 3,000          |
| 44100-340            | Preservation & Automation     | 79,188            | 74,000            | 74,000            |
| 44200-340            | Archive Fee                   | 78,010            | 74,000            | 74,000            |
| 40000-360            | Interest Earnings             | 2,134             | 1,000             | 1,000             |
| <b>TOTAL REVENUE</b> |                               | <b>\$ 162,524</b> | <b>\$ 152,000</b> | <b>\$ 152,000</b> |

**MATAGORDA COUNTY**  
**FUND 16 - COUNTY CLERK PRESERVATION & AUTOMATION**  
**EXPENDITURES AND OTHER FINANCING USES**  
**2020**

| Account Number            | Account Title                     | 2018<br>Actuals   | 2019<br>Budget    | 2020<br>Budget    |
|---------------------------|-----------------------------------|-------------------|-------------------|-------------------|
| 52100-403                 | Travel & Trip                     | \$ 811            | \$ 1,000          | \$ 1,000          |
| 53300-403                 | Supplies and Software             | 7,011             | 3,000             | 3,000             |
| 54470-403                 | Software Maintenance              | 34,199            | 42,000            | 42,000            |
| 54510-403                 | Repair & Maintenance Equipment    | -                 | -                 | -                 |
| 54810-403                 | Records Preservation & Automation | 217,727           | 52,000            | 28,000            |
| 54810-403-040             | Vital Statistics                  | 5,482             | 4,500             | 4,500             |
| 54810-403-420             | Archive                           | -                 | 72,500            | 48,000            |
| 54850-403                 | Seminars & Association Dues       | 600               | 300               | 500               |
| 55700-403                 | Machinery & Equipment             | 495               | -                 | 10,000            |
| <b>TOTAL EXPENDITURES</b> |                                   | <b>\$ 266,324</b> | <b>\$ 175,300</b> | <b>\$ 137,000</b> |



**MATAGORDA COUNTY**  
**FUND 17 - COUNTY WIDE RECORDS MANAGEMENT & PRESERVATION**  
**REVENUES AND OTHER FINANCING SOURCES**  
**2020**

| Account Number       | Account Title                        | 2018 Actuals     | 2019 Budget      | 2020 Budget      |
|----------------------|--------------------------------------|------------------|------------------|------------------|
| 40400-340            | Co-Wide Records Mgmt. & Preservation | \$ 10,255        | \$ 10,000        | \$ 10,000        |
| 40000-360            | Interest Earnings                    | 199              | 1,250            | 1,250            |
| <b>TOTAL REVENUE</b> |                                      | <b>\$ 10,454</b> | <b>\$ 11,250</b> | <b>\$ 11,250</b> |

**MATAGORDA COUNTY**  
**FUND 17 - COUNTY WIDE RECORDS MANAGEMENT & PRESERVATION**  
**EXPENDITURES AND OTHER FINANCING USES**  
**2020**

| Account Number            | Account Title         | 2018 Actuals | 2019 Budget      | 2020 Budget      |
|---------------------------|-----------------------|--------------|------------------|------------------|
| 55700-460                 | Machinery & Equipment | \$ -         | \$ -             | \$ -             |
| 53300-510                 | Supplies              | -            | 11,250           | 11,250           |
| <b>TOTAL EXPENDITURES</b> |                       | <b>\$ -</b>  | <b>\$ 11,250</b> | <b>\$ 11,250</b> |

**MATAGORDA COUNTY  
FUND 18 - COURTHOUSE SECURITY  
REVENUES AND OTHER FINANCING SOURCES  
2020**

| Account Number       | Account Title                    | 2018<br>Actuals  | 2019<br>Budget   | 2020<br>Budget   |
|----------------------|----------------------------------|------------------|------------------|------------------|
| 40600-340-001        | Courthouse Security - Co Court   | \$ 9,211         | \$ 8,000         | \$ 8,000         |
| 40600-340-002        | Courthouse Security - Dist Court | 2,699            | 2,000            | 2,000            |
| 40600-340-003        | Courthouse Security-JP Court     | 8,307            | 6,000            | 6,000            |
| 40600-340-004        | Justice Court Bldg Security      | 2,769            | 1,500            | 1,500            |
| 40000-360            | Interest Earnings                | 358              | 500              | 500              |
| <b>TOTAL REVENUE</b> |                                  | <b>\$ 23,344</b> | <b>\$ 18,000</b> | <b>\$ 18,000</b> |

**MATAGORDA COUNTY  
FUND 18 - COURTHOUSE SECURITY  
EXPENDITURES AND OTHER FINANCING USES  
2020**

| Account Number               | Account Title                | 2018<br>Actuals | 2019<br>Budget   | 2020<br>Budget   |
|------------------------------|------------------------------|-----------------|------------------|------------------|
| 51070-510                    | Salaries - Part Time Bailiff | \$ -            | \$ -             | \$ -             |
| 51080-510                    | Salaries - Overtime          | -               | -                | -                |
| 52010-510                    | Medicare                     | -               | -                | -                |
| 52020-510                    | Group Hospital Insurance     | -               | -                | -                |
| 52030-510                    | Retirement                   | -               | -                | -                |
| 52060-510                    | Unemployment Insurance       | -               | -                | -                |
| 52070-510                    | Alternate Retirement         | -               | -                | -                |
| <b>Total Personnel</b>       |                              | <b>-</b>        | <b>-</b>         | <b>-</b>         |
| 52100-510                    | Travel & Trip                | -               | 2,500            | 2,500            |
| 53300-510                    | Supplies                     | 6,950           | 1,000            | 1,000            |
| 53300-510-001                | Supplies - Inventory         | -               | 2,500            | 2,500            |
| 54200-510                    | Telephone                    | -               | -                | -                |
| 54500-510                    | Repair & Maint-Building      | 360             | 1,000            | 1,000            |
| 54510-510                    | Repair & Maint-Equipment     | -               | 8,000            | 8,000            |
| 54850-510                    | Seminars & Training          | -               | 2,000            | 2,000            |
| <b>Total Operating Costs</b> |                              | <b>7,310</b>    | <b>17,000</b>    | <b>17,000</b>    |
| 55700-510                    | Machinery & Equipmnet        | -               | -                | -                |
| <b>Total Capital Outlay</b>  |                              | <b>-</b>        | <b>-</b>         | <b>-</b>         |
| <b>TOTAL EXPENDITURES</b>    |                              | <b>\$ 7,310</b> | <b>\$ 17,000</b> | <b>\$ 17,000</b> |

**MATAGORDA COUNTY  
FUND 19 - JUSTICE COURT TECHNOLOGY FUND  
REVENUES AND OTHER FINANCING SOURCES  
2020**

| Account Number       | Account Title                 | 2018<br>Actuals  | 2019<br>Budget  | 2020<br>Budget  |
|----------------------|-------------------------------|------------------|-----------------|-----------------|
| 44550-340            | Justice Court Technology Fund | \$ 11,076        | \$ 8,500        | \$ 8,500        |
| 40000-360            | Interest Earnings             | 75               | 500             | 500             |
| <b>TOTAL REVENUE</b> |                               | <b>\$ 11,151</b> | <b>\$ 9,000</b> | <b>\$ 9,000</b> |

**MATAGORDA COUNTY  
FUND 19 - JUSTICE COURT TECHNOLOGY FUND  
EXPENDITURES AND OTHER FINANCING USES  
2020**

| Account Number              | Account Title                      | 2018<br>Actuals | 2019<br>Budget  | 2020<br>Budget  |
|-----------------------------|------------------------------------|-----------------|-----------------|-----------------|
| 53300-460                   | JC Technology Supplies             | \$ 337          | \$ 6,000        | \$ 6,000        |
| 53300-460-001               | JC Technology Supplies - Inventory | -               | -               | -               |
| 54470-460                   | Software Maintenance               | 2,925           | 3,000           | 3,000           |
| <b>TOTAL EXPENDITURES</b>   |                                    | <b>\$ 3,262</b> | <b>\$ 9,000</b> | <b>\$ 9,000</b> |
| 55700-460                   | Machinery & Equipmnet              | -               | -               | -               |
| <b>Total Capital Outlay</b> |                                    | <b>-</b>        | <b>-</b>        | <b>-</b>        |
| <b>TOTAL EXPENDITURES</b>   |                                    | <b>\$ 3,262</b> | <b>\$ 9,000</b> | <b>\$ 9,000</b> |

**MATAGORDA COUNTY**  
**FUND 20 - DISTRICT CLERK RECORDS MGT & PRESERVATION FUND**  
**REVENUES AND OTHER FINANCING SOURCES**  
**2020**

| Account Number       | Account Title              | 2018<br>Actuals | 2019<br>Budget  | 2020<br>Budget  |
|----------------------|----------------------------|-----------------|-----------------|-----------------|
| 40000-340            | DC Mgt & Preservation Fees | \$ 3,459        | \$ 2,900        | \$ 2,900        |
| 41000-340            | DC Records Archive Fees    | 5,808           | 2,700           | 4,279           |
| 40000-360            | Interest Earnings          | 296             | 200             | 200             |
| <b>TOTAL REVENUE</b> |                            | <b>\$ 9,564</b> | <b>\$ 5,800</b> | <b>\$ 7,379</b> |

**MATAGORDA COUNTY**  
**FUND 20 - DISTRICT CLERK RECORDS MGT & PRESERVATION FUND**  
**EXPENDITURES AND OTHER FINANCING USES**  
**2020**

| Account Number               | Account Title                      | 2018<br>Actuals | 2019<br>Budget  | 2020<br>Budget  |
|------------------------------|------------------------------------|-----------------|-----------------|-----------------|
| 51070-450                    | Salary Part-time                   | -               | 1440            | 1440            |
| 52010-450                    | Medicare                           | -               | 21              | 21              |
| 52060-450                    | Unemployment                       | -               | 7               | 7               |
| 52070-450                    | Alternative Retirement             | -               | 111             | 111             |
| <b>Total Personnel</b>       |                                    | <b>-</b>        | <b>1,579</b>    | <b>1,579</b>    |
| 53300-450                    | DC Mgt & Pres Supplies             | -               | 5,800           | 5,800           |
| 53300-450-001                | DC Mgt & Pres Supplies - Inventory | -               | -               | -               |
| 54810-450-420                | Archive                            | 6,988           | -               | -               |
| <b>Total Operating Costs</b> |                                    | <b>6,988</b>    | <b>5,800</b>    | <b>5,800</b>    |
| <b>TOTAL EXPENDITURES</b>    |                                    | <b>\$ 6,988</b> | <b>\$ 7,379</b> | <b>\$ 7,379</b> |

**MATAGORDA COUNTY  
FUND 21 - CO & DIST CRTS TECHNOLOGY FUND  
REVENUES AND OTHER FINANCING SOURCES  
2020**

| Account Number       | Account Title                          | 2018<br>Actuals | 2019<br>Budget | 2020<br>Budget |
|----------------------|--|-----------------|----------------|----------------|
| 44030-340            | Technology Fees-County Court           | \$ 688          | \$ 700         | \$ 700         |
| 44030-340-100        | E-filing Fee- County Court             | \$ 2,128        | \$ 2,000       | \$ 2,000       |
| 44500-340            | Technology Fees-District               | -               | 100            | 100            |
| 44500-340-100        | E-filing Fee- District Court           | 7,564           | 5,800          | 5,800          |
| 44030-341            | Records Digitizing Fees-County Court   | -               | -              | -              |
| 44500-341            | Records Digitizing Fees-District Court | 4,624           | 3,000          | 3,000          |
| 40000-360            | Interest Earnings                      | 315             | 260            | 260            |
| <b>TOTAL REVENUE</b> |  | <b>15,320</b>   | <b>11,860</b>  | <b>11,860</b>  |

**MATAGORDA COUNTY  
FUND 21 - CO & DIST CRTS TECHNOLOGY FUND  
REVENUES AND OTHER FINANCING SOURCES  
2020**

| Account Number               | Account Title                      | 2018<br>Actuals | 2019<br>Budget   | 2020<br>Budget   |
|------------------------------|------------------------------------|-----------------|------------------|------------------|
| 53300-403                    | Supplies-Technology-County Court   | \$ -            | \$ -             | \$ -             |
| 53300-403-100                | Supplies-Digitize-County Court     | -               | -                | -                |
| 54470-403                    | Software Maintenance               | -               | 7,000            | 7,000            |
| 54850-403                    | Training-Technology-County Court   | -               | -                | -                |
| 53300-450                    | Supplies-Technology-District Court | -               | 150              | 150              |
| 53300-450-200                | Supplies-Digitize-District Court   | -               | 4,600            | 4,600            |
| 54850-450                    | Training-Technology-District Court | -               | 110              | 110              |
| <b>Total Operating Costs</b> |                                    | <b>-</b>        | <b>11,860</b>    | <b>11,860</b>    |
| 55700-450                    | Machinery & Equipmnet              | -               | -                | -                |
| <b>Total Capital Outlay</b>  |                                    | <b>-</b>        | <b>-</b>         | <b>-</b>         |
| <b>TOTAL EXPENDITURES</b>    |                                    | <b>\$ -</b>     | <b>\$ 11,860</b> | <b>\$ 11,860</b> |

**MATAGORDA COUNTY  
FUND 61 - DEBT SERVICE FUND  
REVENUES AND OTHER FINANCING SOURCES  
2020**

| Account Number       | Account Title      | 2018<br>Actuals | 2019<br>Budget | 2020<br>Budget |
|----------------------|--------------------|-----------------|----------------|----------------|
| 41100-310            | Current Tax Levy   | \$ 175,328      | \$ 160,407     | \$ 189,913     |
| 41200-310            | Delinquent Taxes   | 14,206          | -              | -              |
| 41200-319            | Penalty & Interest | 6,481           | -              | -              |
| 40000-360            | Interest Earnings  | 340             | -              | -              |
| <b>TOTAL REVENUE</b> |                    | <b>196,355</b>  | <b>160,407</b> | <b>189,913</b> |

**MATAGORDA COUNTY  
FUND 61 - DEBT SERVICE FUND  
REVENUES AND OTHER FINANCING SOURCES  
2020**

| Account Number            | Account Title                        | 2018<br>Actuals   | 2019<br>Budget    | 2020<br>Budget    |
|---------------------------|--------------------------------------|-------------------|-------------------|-------------------|
| 56190-610                 | Principal Certificates of Obligation | \$ 110,000        | \$ 115,000        | \$ 115,000        |
| 56590-610                 | Interest Certificates of Obligation  | 81,738            | 78,363            | 74,913            |
| <b>TOTAL EXPENDITURES</b> |                                      | <b>\$ 191,738</b> | <b>\$ 193,363</b> | <b>\$ 189,913</b> |

**MATAGORDA COUNTY  
 FUND 64 - HISTORIC COMMISSION FUND  
 REVENUES AND OTHER FINANCING SOURCES  
 2020**

| Account Number       | Account Title                   | 2018<br>Actuals | 2019<br>Budget | 2020<br>Budget |
|----------------------|---------------------------------|-----------------|----------------|----------------|
| 40000-360            | Contributions-Cert. Local Govt. | \$ 81           | \$ -           | \$ -           |
| 40000-374            | Other Revenue                   | -               | -              | -              |
| 40100-390            | Transfer from General Fund      | 7,000           | 7,000          | 7,000          |
| <b>TOTAL REVENUE</b> |                                 | <b>7,081</b>    | <b>7,000</b>   | <b>7,000</b>   |

**MATAGORDA COUNTY  
 FUND 64 - HISTORIC COMMISSION FUND  
 REVENUES AND OTHER FINANCING SOURCES  
 2020**

| Account Number            | Account Title | 2018<br>Actuals | 2019<br>Budget  | 2020<br>Budget  |
|---------------------------|---------------|-----------------|-----------------|-----------------|
| 53300-664                 | Supplies      | \$ 4,070        | \$ 7,000        | \$ 7,000        |
| <b>TOTAL EXPENDITURES</b> |               | <b>\$ 4,070</b> | <b>\$ 7,000</b> | <b>\$ 7,000</b> |

